



# Wheelchair Basketball

Team Leaders' Guide



## Welcome!

On behalf of the entire organising committee, it's an honour to introduce this Team Leaders' Guide for the Rio 2016 Paralympic Games. I would like to thank everyone at the IPC, the international federations, the NPCs and all stakeholders and partners for their support in the creation of these guides, as well as in helping us in our preparations for the athletes and teams at Games time.

We have been working for years to provide all the athletes with the best possible services and environments, in the Paralympic Village as well as the competition and training venues, and to ensure their maximum performance at the first-ever Paralympic Games in South America.

Some of the highlights of this guide include:

- Key dates and personnel
- Information on the competition format and rules
- Details on processes relating to competition and training
- Specific venue facilities and services, including transport information and maps
- General information on topics that are vital for all sports, such as medical services, doping control, accreditation and security

We trust that this publication will assist you in your planning for Games time and your stay here in Rio de Janeiro. If you require any additional information that has not been included in this guide, please do not hesitate to contact Rio 2016 competition management at your competition or training venue, or the Sport Information Centre or NPC Services Centre in the Paralympic Village.

Rio 2016 is ready to deliver a one-of-a-kind Games, and we are more than proud to welcome you and the rest of the world!

**YOURS IN SPORT,**

A handwritten signature in black ink, which appears to read 'Rodrigo Garcia'.

**RODRIGO GARCIA**

Director of Sport, Rio 2016 Organising Committee

# Contents

<b>Competition: Essentials.....</b>	<b>4</b>
Competition Essentials.....	5
Competition format .....	9
Competition rules .....	10
Competition schedule.....	19
<b>Competition: General Information.....</b>	<b>23</b>
Pre-competition procedures .....	24
Competition procedures .....	25
<b>Competition: Venue Information.....</b>	<b>30</b>
Competition: Venue Information.....	31
Competition Venues: Rio Olympic Arena.....	33
Competition Venues: Carioca Arena 1.....	35
<b>Training .....</b>	<b>37</b>
<b>The Games .....</b>	<b>40</b>
Accreditation .....	41
Team welcome ceremonies .....	44
Opening and Closing Ceremonies .....	44
Ticketing .....	46
Transport .....	47
Village .....	50
Requests for emergency assistance .....	55
Recycling.....	56
Electricity and adapters.....	56
Rio 2016 .....	57
<b>Notes .....</b>	<b>62</b>
<b>Maps .....</b>	<b>64</b>
<b>Daily competition schedule.....</b>	<b>72</b>



## COMPETITION: ESSENTIALS



## Competition Essentials

The Wheelchair Basketball competition at the Rio 2016 Paralympic Games will be held from 8 September to 17 September 2016 at Rio Olympic Arena and Carioca Arena 1, both located in the Olympic Park in the Barra zone. A total of 264 athletes – 144 male and 120 female – may take part in the Wheelchair Basketball competition, with each team limited to a maximum of 12 players. This figure comprises 11 male and nine female teams, plus two teams – one male and one female – allocated to the host country.

KEY DATES	
15 August 2016	Sport entries final deadline (23.59, GMT -3)
31 August 2016	Paralympic Village official opening
	Start of official training (13.00)
4 September 2016	Start of Classification Evaluation Period (9.00)
	Start of venue familiarisation tours
6 September 2016	End of venue familiarisation tours
	End of Classification Evaluation Period (18.30)
	Wheelchair Basketball team managers'/ technical meeting (15.00 – 16.30)
	End of Classification Evaluation Period
7 September 2016	Paralympic Games Opening Ceremony
8 September 2016 (day 1)	Start of Wheelchair Basketball competition
17 September 2016 (day 10)	End of Wheelchair Basketball competition
18 September 2016	Paralympic Games Closing Ceremony
21 September 2016	Paralympic Village closes

RIO 2016 COMPETITION MANAGEMENT	
Wheelchair Basketball Manager	Rui Marques
Wheelchair Basketball Deputy Manager	Paulo Villas Bôas de Almeida
Wheelchair Basketball Services Manager	Fabio Silva Souza
Wheelchair Basketball Technical Operations Manager	Ricardo José de Souza
Wheelchair Basketball Administration Coordinator	Icaro Ferrarini
Wheelchair Basketball Athlete Services Coordinator	Alessandra Rodrigues
Wheelchair Basketball Field of Play Coordinator	Isis Beatriz de Oliveira
Wheelchair Basketball IF Services Coordinator	Victor Mansure
Wheelchair Basketball Sport Equipment Coordinator	Alex Barbosa da Silva
Wheelchair Basketball Sport Information Coordinator	Janeth Arcain
Wheelchair Basketball Technical Officials Coordinator	Fabricio Velasco
Wheelchair Basketball Training Venue Coordinator	Ana Teixeira

INTERNATIONAL WHEELCHAIR BASKETBALL FEDERATION (IWBF)		
Technical Delegate	Maureen Orchard	CAN
Assistant Technical Delegate	Charlie Bethel	GBR
Chief Classifier	Donald Perriman	AUS
Classifiers	Regina Costa	POR
	Sônia Riberio	BRA
	Vaidas Stravinskas	LTU

INTERNATIONAL TECHNICAL OFFICIALS (ITOS)		
Members, Tournament Technical Committee	Norbert Kucera	GER
	Steve Bach	CAN
	Gabriel Zangenfeind	SUI
	Craig Moorgas	RSA
Games Commissioners	Charles Saunders	RSA
	Elias Conceicao	BRA

Games Commissioners	Taichi Nishimura	JPN
	Nathalie van Meurs	NED
	Stefania Marson	ITA
	Luc Vergoossen	NED
Referee Supervisors	Jon Burford	USA
	Jorge Bestilleiro	ARG
	Edwin Wallaart	NED
	Tonia Gomez	ESP
	Zarko Tomsic	SLO
	Sergio Giordano	CAN
Referees	Philip Haines	AUS
	Matias Quintana	ARG
	Karen Molina	COL
	Gustavo Mathias	BRA
	Alexandre Lapointe	CAN
	Sebastien Gauthier	CAN
	Jae Geun Lee	KOR
	Juan Urunuela	ESP
	Celine Villard	FRA
	Max Kindervater	GER
	Carsten Rehling	GER
	Ben Wood	GBR
	Linas Radykas	LTU
	Cristian Roja	ITA
	Eisuke Kanno	JPN
	Saskia Warmerdam	NED
	Tomas Pajer	CZE
	Nurettin Bilmez	TUR
	Jaime Oseguera	USA

Referees	Darrel Hargreaves	USA
	Arnold Moseya	RSA
	Youssef Elaabid	MAR
	Juan Magallanes	MEX
	Adam Fronczak	POL
	Krunoslav Peic	CRO
	Milutin Jelenic	SCG
	Maurizio Zamponi	ITA
	Matt Wells	AUS

NATIONAL TECHNICAL OFFICIALS (NTOS)		
Table Officials	Marcus Fabiano Franco da Gama	João Roberto de Mello Celestino
	Vinicius Valentim	
	Caren Regina dos Santos	Juliana Silveira Marcussi
	Carolina Fonseca de Aguiar Mathias	Kelly Christina Schütz
	Christine Guedes Torres de Sales	Leandro Andrade Sanches
	Doris Moraes Castro	Liz Leandra Silva
	Talita Gomes	Maria Aparecida Ribeiro Correa
	Eliane Bastos	Noemi Alice Oliveira Bonina Costa
	Enidiane Zeganin Negri	Paula F. Siqueira Lima Belian
	Fernanda Martins Luza	Rosineia Pereira da Silva Gama
	Iara Cristina Amorim de Souza	Kenya Caselato Dantas
		Vera Lúcia Yamada
	Marina Ferreira Perez	Victor Adriano Marinho
	Marco Antônio Carvalho Marques Serqueira	Alessandra Ferreira Santos
Statisticians	Alexandre Gaspar	Rossana Marazi
	Alessandra Hourneaux	
	Márcio Carvalho	Carla Borges
	Viviane Bezerra	Eula Cipriano

Statisticians	Anderli Sabino	César Alcântara
	Luiz Contieiro	Mariana Rocha
	Régis Manoel	Raquel Ramos
	Liana Hornos	Bruno Guidorizzi
	Vivian Gitti	Paulo Noronha
	Danilo Trevisan	Luiz Arantes
	Gláucia Maligeri	Caroline Sobanski
	Ricardo Corte	Gabriel Oliveira
	Guilherme Rocco	
	Joyce Meneghim	Felipe Manrique

PARTICIPATING NPCS – MEN					
BRA	USA	CAN	GBR	TUR	GER
NED	ESP	AUS	IRI	JPN	ALG

PARTICIPATING NPCS – WOMEN				
BRA	USA	CAN	ARG	GER
NED	GBR	FRA	CHI	ALG

MEDAL EVENTS	
Men (1)	Women (1)
12-team tournament	10-team tournament

## Competition format

Both the men's and women's events will consist of a round robin phase followed by play-offs and consolation play-offs.

The men's tournament will begin with two groups of six teams playing in a round robin format within each group, where all teams will play each other once. The top four teams in each group will qualify for the quarter-final phase, with the bottom two teams from each group playing classification matches to determine the rankings from ninth (9th) to 12th. The winners of the four quarter-finals will progress to the semi-finals, while the losers will play classification matches to determine the rankings from fifth (5th) to eighth (8th). The winners of the semi-finals will then play in the gold medal match, while the losing teams from the semi-finals play in the bronze medal match.

The women's tournament will begin with two groups of five teams playing in a round robin format within each group, where all teams will play each other once. The top four teams in each group will qualify for the quarter-final phase, with the bottom teams from each group playing each other for ninth (9th) and 10th places. The winners of the four quarter-finals will progress to the semi-finals, while the losers will play classification matches to determine the rankings from fifth (5th) to eighth (8th). The winners of the semi-finals will then play in the gold medal match, while the losing teams from the semi-finals play in the bronze medal match.

### Competition draw

IWBF carried out the Wheelchair Basketball competition draw on 20 April 2016.

## Competition rules

The Wheelchair Basketball competition will be held in accordance with the editions of the following documents that are in force at the time of the Games:

### 2014 IWBF OFFICIAL WHEELCHAIR BASKETBALL RULES

(available at [www.iwbf.org](http://www.iwbf.org))

### THE IPC HANDBOOK

(available at [www.paralympic.org/the-ipc/handbook](http://www.paralympic.org/the-ipc/handbook))

The IWBF, working with Rio 2016 Wheelchair Basketball competition management, will be responsible for the technical control and direction of the Wheelchair Basketball competition at the Rio 2016 Paralympic Games.

### APPEALS AND PROTESTS

Protests and appeals will be carried out in accordance with the IWBF Official Wheelchair Basketball Rules, Section (C).

### DURATION AND SCORING

In accordance with IWBF rules, Wheelchair Basketball games will consist of four periods of 10 minutes. If the scores are tied at the end of four periods (40 minutes), an overtime period of five minutes will be played. If the scores remain tied at the end of this period, additional overtime periods will be played until a winner is determined.

## ATHLETE SUBSTITUTION RULES

An NPC may substitute an athlete between the close of entries (15 August 2016) and the respective sport's team verification meeting before the start of competition (as determined by the Technical Delegate) only if the substitution is in the same sport and medal event. Substitute athletes must have met all eligibility criteria for the sport, and must have signed the Eligibility Code Form. The NPC must have submitted an Accreditation Application for the substitute athlete by the deadline of 27 May 2016 (long list). After the NPC's Delegation Registration Meeting, athletes may be considered as substitutes only if they have been internationally classified with a sport class status of either 'Confirmed' or 'Review' with a review date after 31 December 2016.

Substitutions may only be made for athletes who withdraw due to injury, illness or other special circumstances. All substitutions are subject to review and approval by the IWBF and the IPC.

NPCs must complete an official Substitution Application Form, which will be available upon request through the Rio 2016 Sport Entries team.

## CLASSIFICATION

The purpose of the Paralympic sport classification system is to minimise the impact of impairment on the outcome of competition, so that the athletes who succeed in competition are those with the best anthropometry, physiology and psychology and who have enhanced them to best effect through hard training and quality coaching. To achieve this, athletes are grouped into classes according to how much their impairment impacts on their sport-specific performance.

All athletes at the Rio 2016 Paralympic Games must comply with their respective sport's eligibility criteria, as stipulated in the Rio 2016 Paralympic Games Qualification Guide. This also applies to athletes submitted by their NPCs using a Bipartite Commission application, by a Universality Wild Card (UWC) application, or as substitutes between the final entries deadline and the DRM (where applicable).

Athlete-specific classification data (sport class and sport class status) will be uploaded onto the Sport Entries system from the Classification Master Lists provided to Rio 2016 by the respective IFs by 30 June 2016, consistent with the IPC's zero-classification policy. NPCs should ensure that their athletes are classified before 30 June 2016. This will help to ensure that the online Sport Entries module is up to date, and will allow NPCs to enter their athletes into the correct events. The deadline for final sport entries is 15 August 2016 and any changes in classification occurring after this date (15 August) must be reported to the IPC and Rio 2016 immediately.

For more information on the classification rules specific to Wheelchair Basketball, see the International Wheelchair Basketball Federation's website and the Rio 2016 Paralympic Games Classification Guide, available on the Rio Exchange.

### Classification evaluation period

For the Rio 2016 Paralympic Games, only athletes that have an International Sport Class and a Sport Class Status of Confirmed (C) or Review with a review date after 31 December 2016 (R2017 or later) by the date of final entry (15 August 2016) are able to enter the competition.

At the date of publication of this Guide, Classification Evaluation Periods are scoped to handle any unforeseen circumstance or exceptions. Classification details for Wheelchair Basketball are outlined in Table A:

TABLE A. CLASSIFICATION EVALUATION PERIOD - WHEELCHAIR BASKETBALL		
Date	Time	Location
4 - 6 September	9.00 – 12.30	Field of play or field of training (ROA, CA1 and OVP)
	14.00 – 18.30	

Athletes' classification will take place at the respective sport's competition or training venue with the exception of classification for athletes with visual impairment (VI). This will take place in the Visual Classification Evaluation Area located at the Paralympic Village.

All athletes that are required to undergo classification at Games time are required to arrive at the Games prior to the first day of the relevant sport's Classification Evaluation Period. Details on final date and time to present for classification will be communicated to each IF after 15 August 2016.

Athletes and NPCs, through the Chef de Mission, are responsible for ensuring athletes:

- Are present for classification at least 30 minutes before their scheduled classification time.
- Bring all equipment, attire and medical information as requested by the IF classification rules and regulations. Note: some IFs may require that medical information be submitted in advance of classification. This information should be sent directly to the IF.
- Are accompanied by an interpreter if they do not speak English.
- Are accompanied by a member of the NPC delegation. This is mandatory for athletes under age 18.

Classification outcomes will be published by the times listed below at the Sport Information Desks (at the venue) and at the Classification Information Desk in the Sport Information Centre (SIC) at the Paralympic Village.

TABLE B: DAILY CLASSIFICATION SESSIONS AND OUTCOME POSTING	
Session Times	Classification Outcome Posting Deadlines
9.00 – 12.30	14.00
14.00 – 18.30	20.00

For full details of classification at the Games, including information on protests, appeals and First Appearance principles, please refer to the Rio 2016 Paralympic Games Classification Guide, which was made available for NPCs to download from the Rio Exchange.

## CLOTHING AND EQUIPMENT

Clothing and equipment used by athletes and other participants in the Wheelchair Basketball competition at the Paralympic Games must comply with the documents listed below.



**2014 IWBF OFFICIAL WHEELCHAIR BASKETBALL RULES**(available at [www.iwbf.org](http://www.iwbf.org))**IWBF REGULATIONS. SECTION H - GOVERNING THE USE OF ADVERTISEMENT**(available at [www.iwbf.org](http://www.iwbf.org))**THE IPC HANDBOOK**(available at [www.paralympic.org/the-ipc/handbook](http://www.paralympic.org/the-ipc/handbook))**THE IPC MANUFACTURER IDENTIFICATION GUIDELINES FOR THE RIO 2016 PARALYMPIC GAMES**(available at [www.paralympic.org](http://www.paralympic.org))**Guidelines for the Rio 2016 Paralympic Games**

One of the key factors that differentiate the Paralympic Games from other sporting events is the visual presentation of the Games, which includes the 'look' of the participants, the venues and the field of play.

Pursuant to the IPC Handbook, Section I, Sub-Section 3 (Paralympic Games Principles), no form of publicity or propaganda, commercial or otherwise, may appear on persons, sportswear, accessories or, more generally, on any article of clothing or equipment whatsoever worn or used by persons participating in the Paralympic Games, except for the *Identification of the Manufacturer* of the article or equipment concerned, provided that such identification shall not be marked conspicuously for advertising purposes.

An authorized identification may only be used in compliance with the terms of the IPC Handbook, the present guidelines or as further approved in writing by the IPC.

The IPC reserves the right to prohibit the use of any authorized identification on any given item in order to ensure the spirit of the principles of the IPC Handbook and these guidelines are respected.

Below, please find the sport-specific guidelines from the IPC Manufacturer Identification Guidelines for the Rio 2016 Paralympic Games. However, all NPCs are strongly advised to refer to the complete IPC Manufacturer Identification Guidelines document for detailed information and instruction on the rules governing clothing, shoes, accessories, sporting equipment and mobility equipment at the Games.

**IPC Manufacturer Identification Guidelines: Wheelchair Basketball**

ITEM	APPLICATION OF IPC MANUFACTURER IDENTIFICATION GUIDELINES
Clothing	
T-shirt Undershirt Shorts Singlet Tracksuit	<p>One <i>Identification of the Manufacturer</i> per clothing item will be permitted, to a maximum size of 20cm<sup>2</sup>.</p> <p>One additional <i>Product Technology Identification</i> will be permitted per clothing item, to a maximum size of 10cm<sup>2</sup>.</p>

Accessories	
Armband	One <i>Identification of the Manufacturer</i> per item will be permitted, to a maximum size of 6cm <sup>2</sup> .
Socks Headgear	One <i>Identification of the Manufacturer</i> will be permitted per item, to a maximum size of 10cm <sup>2</sup> .
Eyewear	May carry the <i>Identification of the Manufacturer</i> as generally used on products sold through the retail trade during the period of six (6) months or more prior to the Games, with no <i>Identification of the Manufacturer</i> permitted on the lenses.
Bag	One <i>Identification of the Manufacturer</i> per item will be permitted, not greater than 10% of the surface are of the item, to a maximum size of 60cm <sup>2</sup> .
Braces	One <i>Identification of the Manufacturer</i> per item will be permitted, not greater than 10% of the surface are of the item, to a maximum size of 60cm <sup>2</sup> .
Shoes/footwear	
Shoes	All footwear items may carry the <i>Identification of the Manufacturer</i> as generally used on products sold through the retail trade during the period of six (6) months or more prior to the Games.

MOBILITY EQUIPMENT	
Wheelchair	May carry the <i>Identification of the Manufacturer</i> as generally used on products sold through the retail trade during the period of six (6) months or more prior to the Games.

### IF specific technical requirements

The following IF technical requirements apply in relation to the General Guidelines:

#### SECTION 7. THIRD PARTY IDENTIFICATIONS (ATHLETE NAMES)

The back of the shirt shall conform to the following provisions:

The player's surname may appear above the player's number and shall comprise only one (1) line of text. The height of the writing must be between 6cm and 8cm. If the player's surname is used on one shirt, the surnames of all players must appear on their shirts.

The player's number must appear and be clearly visible and at least 20cm high. Any other markings on the back of the shirt must be at a distance of at least 5cm from the player's number.

Shorts/Pants:

The player's number is not permitted.

## SECTION 9. MAXIMISING NATIONAL AND PARALYMPIC IDENTITY

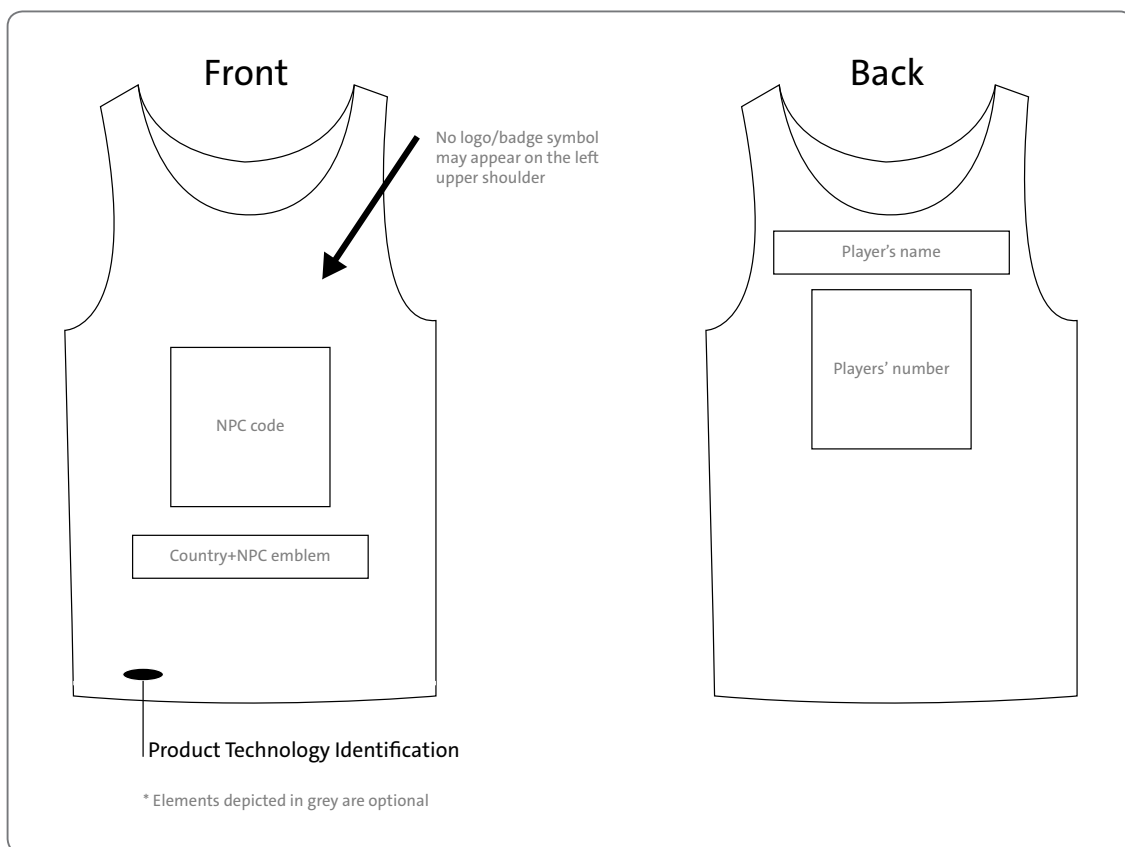
The name and/or emblem/symbol of the country/territory/NPC may appear on the front of the playing shirts as follows:

No logo/badge/symbol may appear on the left upper shoulder.

The player's number must appear and be clearly visible and at least 10cm high. Any other markings on the front of the shirt must be at a distance of at least 5cm from the player's number.

If the written text comprises one line, the letters shall be a maximum of 8cm in height. If the written text comprises two lines, the letters on each line shall be a maximum of 6cm in height.

The badge/symbol must not be smaller than 100cm<sup>2</sup> nor larger than 200cm<sup>2</sup> and shall be a maximum of 10cm in height.



## SECTION 11. HOMOLOGATION MARKS

No homologation marks required by the IF.

## SECTION 17. SUBMISSION PROCESS

No additional obligatory submission process required by the IF, section 17 of the General Guidelines applies.

Note: All General Principles apply unless expressly mentioned otherwise above (in particular in relation to size, frequency, location or Sports Brand requirements).

## DOPING CONTROL

Rio 2016 is committed to delivering a world-class anti-doping programme during the Paralympic Games. In partnership with the IPC, Rio 2016's anti-doping programme will ensure that the integrity of sport is upheld, while protecting the rights and health of the athletes.

The programme will conduct testing anytime and anywhere, without prior notice, from 31 August to 18 September 2016 and will follow collection procedures consistent with the IPC Anti-Doping Code and the World Anti-Doping Code. Sample analysis will be conducted at the WADA-accredited laboratory in Rio de Janeiro.

Full details of doping control procedures are available in the Rio 2016 Doping Control Guide, which may be downloaded from the Rio Exchange. Printed copies of the guide will be available in all doping control stations during the Games. NPCs should also note that a brief guide to doping control procedures will be distributed to all athletes.

Rio 2016 encourages NPCs to take proactive and comprehensive measures to ensure athletes, support personnel and medical staff are informed of, for example, the anti-doping rules and procedures that will be in place during the Games, the WADA Prohibited List and the importance of drug-free sport.

More information about the post-racing doping control procedures is provided on page XX below.

## SPORT INFORMATION

### Sport Information Centre (SIC)

The Sport Information Centre (SIC) in the Paralympic Village will contain a desk serving each sport/discipline and provide sport information to NPCs throughout the Games. The SIC is located in the residential zone, in close proximity to the Entertainment Centre. It is open to Chefs de Mission, Deputy Chefs de Mission, team leaders and team officials (Ac and Ao). NPCs should note that it is not open to athletes.

The services provided at the SIC are:

- Dissemination of general sport information through electronic sport publications (also available on the Rio Exchange) and discussions with sport-specific staff
- Access to official results, draw/start lists and other key competition information, including schedule updates where required
- Provision of training schedule information and, where available, assistance with booking and changing training sessions
- Assistance with the communication of key information from IFs and Rio 2016 to NPCs

- Other sport-specific services
- Information on transport services and bookings for team-sport transport
- Ordering of Athlete Training Meals (48 hours in advance)
- Classification desk

The SIC will already be open on 31 August, the day the Paralympic Village officially opens, and will be open every day throughout the Games. The hours of operation will be as follows:

SIC DATES	HOURS OF OPERATION
28-30 August 2016	8.00 - 20.00
31 August – 17 September 2016	7.00 - 22.00*
18 September 2016	7.00 – 18.00
19 September 2016	8.00 - 12.00

\* The SIC will close at 18.00 on 7 September due to the Opening Ceremony.

Upon arrival in the Village, Team Leaders are strongly encouraged to visit their relevant Sport Information Desks in the SIC to introduce themselves and register their contact information to facilitate any necessary communication.

### Sport Information Desks (SIDs)

Sport-related information will also be distributed at the SIDs located at each competition venue. The SID at the Wheelchair Basketball venue will open one hour before competition begins and close one hour after the end of each day's competition. One copy of each match will be available to each team leader on a USB flash drive one hour after the end of the match at the SID. Teams will only receive a copy of their own matches.

### Info+

Info+ is the official Games information system. It offers a range of content as outlined in the table below and includes near real-time results. Info+ will go live on 31 August 2016 and will be available in English only.

CONTENT AVAILABLE ON INFO+	
Background	Historical data, statistics, competition formats, rules, criteria and venue descriptions.
Biographies	Athlete biographies, profiles of teams, coaches, referees, judges and NPCs.
Ceremonies	Details about ceremonies (medal, opening and closing), including timings and participants.
Games news	Flash quotes, press conference highlights, sport previews, news articles, statistical reports, media communications and IPC news.
Medals	Medal rankings by sport, overall rankings, medallists by day and sport/event.

Records	World and Paralympic records, including current records, record holders and new or equalled records.
Results	Competition results viewable by sport, date and country. Includes entry lists, start lists and additional sport-specific reports.
Schedules	Competition and non-competition schedules, including press conferences, IPC and cultural activities.
Transport	Transport schedules and maps.
Weather	Real-time weather conditions and forecasts.

Info+ workstations will be provided in the following locations:

- Competition venues in team and athlete areas, including Athletes' Lounges
- Paralympic Village (NPC Services Centre, press workroom, resident centres, Sport Information Centre, Village Protocol Office and Welcome Centre)

### myInfo+

myInfo+ is a web-based service that will allow users to access Info+ from their own PC, laptop or tablet wherever there is access to the internet, whether in a Paralympic or non-Paralympic venue.

myInfo+ allows access to the same information available at dedicated Info+ workstations, including schedules, near real-time results, medals, records, biographies, news, historical results and transport information.

The menu, Games news, biographies and background sections of myInfo+ are compatible with screen reading software for blind and visually impaired users.

myInfo+ accounts will be free of charge. Each NPC will receive a number of accounts calculated based on its delegation size. Registration tokens will be distributed to NPCs after the DRM.

In NPC offices where the delegation size is at least 25, an Info+ workstation with an info printer will be replaced with an additional internet PC on which myInfo+ accounts can be used.

myInfo+ provides the following useful features, which are not available at dedicated Info+ workstations:

- User customisation (for example, myInfo+ users can create their own schedules by selecting only the sports and events that interest them)
- Message alerts via text/SMS or email, containing information such as world records
- Bookmarking of results, reports and other significant Games information
- Hyperlinking to other key websites, such as the IPC and IFs
- Downloadable results books
- Ability to copy and paste information from results and news reports.

## Competition schedule

THURSDAY 8 SEPTEMBER 2016 (DAY 1)			
WB01 9.30 - 13.30	9.30 - 11.15	Women's preliminaries	Rio Olympic Arena
	11.45 - 13.30	Women's preliminaries	
WB02 10.00 - 14.00	10.00 - 11.45	Men's preliminaries	Carioca Arena 1
	12.15 - 14.00	Women's preliminaries	
WB03 15.15 - 19.15	15.15 - 17.00	Men's preliminaries	Rio Olympic Arena
	17.30 - 19.15	Men's preliminaries	
WB04 15.45 - 19.45	15.45 - 17.30	Men's preliminaries	Carioca Arena 1
	18.00 - 19.45	Men's preliminaries	
WB05 21.00 - 22.45	21.00 - 22.45	Women's preliminaries	Rio Olympic Arena
WB06 21.30 - 23.15	21.30 - 23.15	Men's preliminaries	Carioca Arena 1
FRIDAY 9 SEPTEMBER 2016 (DAY 2)			
WB07 9.30 - 13.30	9.30 - 11.15	Men's preliminaries	Rio Olympic Arena
	11.45 - 13.30	Men's preliminaries	
WB08 10.00 - 14.00	10.00 - 11.45	Women's preliminaries	Carioca Arena 1
	12.15 - 14.00	Men's preliminaries	
WB09 15.15 - 19.15	15.15 - 17.00	Women's preliminaries	Rio Olympic Arena
	17.30 - 19.15	Women's preliminaries	
WB10 15.45 - 19.45	15.45 - 17.30	Men's preliminaries	Carioca Arena 1
	18.00 - 19.45	Men's preliminaries	
WB11 21.00 - 22.45	21.00 - 22.45	Men's preliminaries	Rio Olympic Arena
WB12 21.30 - 23.15	21.30 - 23.15	Women's preliminaries	Carioca Arena 1
SATURDAY 10 SEPTEMBER 2016 (DAY 3)			
WB13 9.30 - 13.30	9.30 - 11.15	Women's preliminaries	Rio Olympic Arena
	11.45 - 13.30	Women's preliminaries	
WB14 10.00 - 14.00	10.00 - 11.45	Men's preliminaries	Carioca Arena 1
	12.15 - 14.00	Men's preliminaries	

WB15 15.15 - 19.15	15.15 - 17.00	Men's preliminaries	Rio Olympic Arena
	17.30 - 19.15	Men's preliminaries	
WB16 15.45 - 19.45	15.45 - 17.30	Men's preliminaries	Carioca Arena 1
	18.00 - 19.45	Women's preliminaries	
WB17 21.00 - 22.45	21.00 – 22.45	Women's preliminaries	Rio Olympic Arena
WB18 21.30 - 23.15	21.30 – 23.15	Men's preliminaries	Carioca Arena 1
SUNDAY 11 SEPTEMBER 2016 (DAY 4)			
WB19 9.30 - 13.30	9.30 - 11.15	Men's preliminaries	Rio Olympic Arena
	11.45 - 13.30	Men's preliminaries	
WB20 10.00 - 14.00	10.00 - 11.45	Women's preliminaries	Carioca Arena 1
	12.15 - 14.00	Men's preliminaries	
WB21 15.15 - 19.15	15.15 - 17.00	Men's preliminaries	Rio Olympic Arena
	17.30 - 19.15	Women's preliminaries	
WB22 15.45 - 19.45	15.45 - 17.30	Women's preliminaries	Carioca Arena 1
	18.00 - 19.45	Men's preliminaries	
WB23 21.00 - 22.45	21.00 – 22.45	Men's preliminaries Rio Olympic Arena	
WB24 21.30 - 23.15	21.30 – 23.15	Women's preliminaries Carioca Arena 1	
MONDAY 12 SEPTEMBER 2016 (DAY 5)			
WB25 9.00 - 17.30	9.00 - 10.45	Women's preliminaries	Carioca Arena 1
	11.15 - 13.00	Women's preliminaries	
	13.30 - 15.15	Men's preliminaries	
	15.45 - 17.30	Men's preliminaries	
WB26 9.30 - 15.45	9.30 - 11.15	Women's preliminaries	Rio Olympic Arena
	11.45 - 13.30	Women's preliminaries	
	14.00 - 15.45	Men's preliminaries	
WB27 17.15 - 23.30	17.15 - 19.00	Men's preliminaries	Rio Olympic Arena
	19.30 - 21.15	Men's preliminaries	
	21.45 - 23.30	Men's preliminaries	



TUESDAY 13 SEPTEMBER 2016 (DAY 6)			
WB28 9.30 - 13.30	9.30 - 11.15	Women 9-10 place	Rio Olympic Arena
	11.45 - 13.30	Women's quarter-final 1	
WB29 15.15 - 19.15	15.15 - 17.00	Women's quarter-final 2	
	17.30 - 19.15	Women's quarter-final 3	
WB30 21.00 - 22.45	21.00 – 22.45	Women's quarter-final 4	
WEDNESDAY 14 SEPTEMBER 2016 (DAY 7)			
WB31 9.30 - 13.30	9.30 - 11.15	Men's 11-12 place	Rio Olympic Arena
	11.45 - 13.30	Men's quarter-final 1	
WB32 15.15 - 19.15	15.15 - 17.00	Men's quarter-final 2	
	17.30 - 19.15	Men's quarter-final 3	
WB33 21.00 - 22.45	21.00 – 22.45	Men's quarter-final 4	
THURSDAY 15 SEPTEMBER 2016 (DAY 8)			
WB34 9.30 - 13.30	9.30 - 11.15	Men's 9-10 place	Rio Olympic Arena
	11.45 - 13.30	Women's semi-final 1	
WB35 15.15 - 19.15	15.15 - 17.00	Women's semi-final 2	
	17.30 - 19.15	Men's semi-final 1	
WB36 21.00 - 22.45	21.00 – 22.45	Men's semi-final 2	
FRIDAY 16 SEPTEMBER 2016 (DAY 9)			
WB37 9.30 - 13.30	9.30 - 11.15	Women's 7-8 place	Rio Olympic Arena
	11.45 - 13.30	Women's bronze medal match	
WB38 15.15 - 19.15	15.15 - 17.00	Women's 5-6 place	
	17.30 - 19.15	Women's gold medal match	
		Women's victory ceremony	

SATURDAY 17 SEPTEMBER 2016 (DAY 10)			
WB39 9.30 - 13.30	9.30 - 11.15	Men's 7-8 place	Rio Olympic Arena
	11.45 - 13.30	Men's bronze medal match	
WB40 15.15 - 19.15	15.15 - 17.00	Men's 5-6 place	
	17.30 - 19.15	Men's gold medal match	
		Men's victory ceremony	



## COMPETITION: GENERAL INFORMATION

### Team Liaison Officers

All qualified teams in Wheelchair Basketball will be assigned a team liaison officer (TLO) to assist with their needs. The TLO will meet these individuals at the Paralympic Village before their first training session.

TLOs will be volunteers working nine hours per day, including one hour for lunch, and will have one day off for every six days worked. There will be no replacement volunteer for that day.

The tasks performed by the TLOs will range from supporting teams in matters related to the booking of training sessions and transportation, to facilitating communication on behalf of the teams.

### Athlete Personal Equipment

There are no special arrangements for moving equipment for Shooting, on top of the TA bus provided by Transport from the Paralympic Village to your venue.

However, Rio 2016 Logistics is ready to support and assist athletes where possible. If your athletes need extra equipment or special items moving to a venue, arrangements can still be made. This can be done in one of two ways:

- Email the Logistics team directly to discuss athlete equipment transport using [logtransfer@rio2016.com](mailto:logtransfer@rio2016.com).
- Speak directly to the Logistics team at the NPC services centre upon your arrival to the Paralympic Village.

Logistics will assess each request on a case-by-case basis and provide assistance where possible.

Bookings for transport must be made at least 24 hours in advance.

## Pre-competition procedures

### Classification Evaluation Period

See page [11](#).

### Verification meetings

The verification meetings are scheduled to run from 4 September to 6 September at the Rio Olympic Arena, Carioca Arena 1 competition and warm-up courts.

NPCs should allow approximately 15 minutes for the verification meeting for each team. Only one or two members of the team staff are required at this meeting. The team must bring with them the IWBF Player ID/Classification Cards and passports (a copy of the passport is acceptable) for all players, a completed IWBF Final Team Entry List, which contains the names of the players, playing numbers, classification, birth dates and IWBF ID numbers, the names of any team staff who are eligible to sit at the bench area (up to seven who must all have a role with the team), and one white and one dark playing shirt. IWBF officials will verify the information presented is accurate and will approve the team. Once the Final Team Entry List is signed by the team representative and the IWBF representative, it cannot be changed by the team. Classification changes will be made by the Chief Classifier at the appropriate time if necessary.

### Technical meeting/ Team managers' meeting

#### DATE:

6 September 2016

#### TIME:

15.00 – 16.30

#### LOCATION:

Rio Olympic Arena

A team leader or manager from each team must attend and bring the following items:

- One light-coloured uniform top.
- One dark-coloured uniform top.

Agenda topics will include all television timings, including pre-game rundowns, as well as guidelines for mixed zones and any media conferences.

The technical meeting and team managers' meeting will be led by IWBF Technical Delegate Maureen Orchard. Rui Marques, Rio 2016 Wheelchair Basketball Manager, will also attend.

### Venue orientation/familiarisation

Venue orientation and familiarisation sessions for teams will take place from 4 September to 6 September. Each team will be allocated a session to train on each field of play for a minimum of one hour. The full schedule will be communicated to teams separately. Transport information will be available at the SIC at the Paralympic Village.

### Equipment check

IWBF officials will check the competition chairs at the end of team practices on 4 September to 6 September.

## Competition procedures

### Warm-up and call to competition

Two half-courts will be available for warm-up at both competition venues, and will be located near the competition courts. The time of warm-up is detailed below, unless communicated otherwise:

TIME BEFORE START OF GAME	ACTIVITY	DETAILS
31 minutes	Assemble for team presentation	Teams A and B should enter the corridor to be on standby for entry to the field of play for the first presentation of the teams.

30 minutes	Entry to field of play	Team B will be called to enter the field of play. Team B will use the team bench on the right side of the scorer's table.  Team A will be called to enter the field of play. Team A will use the team bench on the left side of the scorer's table.
29 minutes	Warm-up starts	Each team's warm-up position should be on the opposite side to its team bench. Basketballs will be available for the warm-up.
12 minutes	Photo session (first game days only)	Teams should line up on the free throw line for the photo session.
10 minutes	Confirmation of starting players	Teams should provide their starting five players to the Commissioner.
9 minutes	Assemble for introductions	Teams should be in the team bench area, ready for the introductions.
8 minutes	Team B player introductions and line-up	
6:45 minutes	Team A player introductions and line-up	
5:30 minutes	National anthems	Team B national anthem.
4:15 minutes		Team A national anthem.
3 minutes	Exchange of gifts	Teams will exchange gifts, followed by the start of the second warm-up.
1:30 minutes	Second warm-up ends	Teams should return to the team benches, and basketballs will be collected and secured.
0:30 minutes	Final pre-game announcements	
0 minutes	Game starts	

### Accredited/team seating

An athlete seating area will be provided in the accredited stand. Non-participating wheelchair basketball teams may watch games from this area.

### USB flash drives

USB flash drives with teams' own games will be available to teams, free of charge, at the SID at each venue one hour after the match. NPCs may request that other teams' games be copied onto their flash drives at the SID. These requests will be considered on a case-by-case basis.

## Video recording

Any filming at the Rio 2016 Paralympic Games by Athletes/Competition Partners/Team Official/Games Officials ('Participants') will require prior written approval from the IPC and will only be allowed from the Participants designated seating in the stands. Filming is only allowed with non-professional camera equipment. The IPC will be entitled to decide whether camera equipment is to be considered of 'professional standard' for the purpose of this policy. IPC Policy says the camera must be a 'non-broadcast camera', i.e. a camera that is used for domestic use rather than for commercial high-end broadcasting.

For more information please visit <https://www.paralympic.org/rio-2016/guides-and-policies> and download the Photography and Filming at the Rio 2016 Paralympic Games form.

Completed forms should be submitted to:

**SASCHA BECK**

**BROADCASTING MANAGER**

International Paralympic Committee

[sascha.beck@paralympic.org](mailto:sascha.beck@paralympic.org)

## POST-COMPETITION PROCEDURES

### Leaving the field of play

All players and team personnel must follow the directions of staff and stewards and leave the field of play through the mixed zone immediately after the end of each game.

### Doping control

Athletes selected for doping control will be notified in person and escorted to the doping control station by an anti-doping chaperone as soon as practically possible after they have finished competing. The athlete will be advised of the type of sample that they are being asked to provide - urine and/or blood, of the rights and responsibilities when undergoing doping control and will be directed to sign the Athlete Notification Form. It is the responsibility of the athlete to remain under continuous observation of the anti-doping chaperone after notification. For details of the doping control programme at Rio 2016, see page [16](#).

### Mixed zone

All competition venues will include a mixed zone, where accredited press, including reporters of the Paralympic News Service (PNS), will interview athletes as they leave the field of play. All athletes must pass through the mixed zone as they leave the field of play, but are not obliged to speak.

As they leave the field of play, athletes will pass through the mixed zone. Reporters from the PNS will also work in the mixed zone to gather athlete comments that will then be uploaded to Info+ (see page [17](#)) and distributed as flash quotes. These will be available to all accredited people at the Games.

NPC Press Attachés will be permitted to meet their athletes on the pathway of the mixed zone, but this is limited to the press section only. Press Attachés must be wearing their armband (distributed by the IPC) and must abide by the agreed rules of conduct.

## PRESS CONFERENCES

During the Paralympic Games, mixed zones will be the primary area for athlete interviews. Press conferences will only be held at competition venues when they make sense editorially and when the media request them. The updated schedule of press conferences will be available on Info+ and myInfo+.

NPC press conferences may also take place in the Main Press Centre (MPC) or the Paralympic Village Media centre at any time during the Games. NPCs must book these press conferences no later than the day before they are scheduled to occur, through the on-site Press Conference Booking Office, at the MPC.

For press conferences at the MPC, professional interpreters will be available to provide simultaneous interpretation in English, French, Portuguese, Spanish, Japanese and Chinese. For medal-round press conferences at competition venues, consecutive interpretation will be provided according to need.

## RESULTS DISTRIBUTION

Different from past Games, there will not be regular distribution of printed results to the NPCs. For certain reports, a limited number of copies will be distributed to team leaders at the SID. Results for all sports will also be available through Info+/myInfo+ and the Rio 2016 official website; see page [17](#).

No later than 24 hours after all competition for a discipline has ended, a results book containing all results and competition-related reports for that discipline will be made available for download in PDF format on the Rio 2016 official website. The Rio 2016 official website will be available until 31 December 2016.

## VICTORY CEREMONIES

All Victory Ceremonies will be conducted in English and Portuguese, and will occur at all competition venues, as per the date and time indicated in the sport competition schedule.

There will be a five-minute briefing for medallists before the Victory Ceremony, during which athletes will be shown the route along which they will be led and reminded of the procedures they will need to follow. Only the athletes may be present at this briefing, unless otherwise indicated. There will also be a briefing for coaches and team officials the day before the finals.

Athlete escorts will lead athletes to the carpeted area for the Victory Ceremony. During the medal presentation, accreditation must either be temporarily surrendered to the Victory Ceremony coordinator or hidden out of sight. No participant in the Victory Ceremony should have flags, mascots, a mobile phone, a camera, headphones, sport equipment or other items on them during the ceremony. If any athlete is in possession of any of these items, they must be passed to the Victory Ceremony coordinator for the duration of the Ceremony. Athletes must be wearing their NPC tracksuits or agreed uniform (sport dependent). Please also note that no one other than athletes and those who are part of the Sport Presentation Victory Ceremonies team may be part of the Victory Ceremony.



Upon completion of the photo opportunity after the Victory Ceremony, each athlete will be required to pass through the mixed zone, unless indicated by the athlete escorts and the Rio 2016 Sport Manager.

During the Victory Ceremony, the Doping Control team is required to keep athletes in its line of sight at all times; therefore, it is imperative that athletes do not deviate from the prescribed routes outlined in the briefing.

### **Medals and Diplomas**

Medals and diplomas will be awarded in each event as follows:

- 1st place: A gold medal, a diploma and a Paralympic medallist's pin.
- 2nd place: A silver medal, a diploma and a Paralympic medallist's pin.
- 3rd place: A bronze medal, a diploma and a Paralympic medallist's pin.
- 4th-8th places: A diploma.



## COMPETITION: VENUE INFORMATION

## Competition: Venue Information

The Wheelchair Basketball competition will be held at two venues: Rio Olympic Arena and Carioca Arena 1, both in the Olympic Park.

The fields of play at Rio Olympic Arena and Carioca Arena 1 will each have one court. The court and all equipment will be presented in accordance with the IWBF Official Wheelchair Basketball Rules.

For more details on the precise location of these facilities, please refer to the sections dedicated to each venue.

### Key information

#### RIO OLYMPIC ARENA

Av. Embaixador Abelardo Bueno, 3.401/20 Barra da Tijuca  
Distance from Paralympic Village: 7km

#### CARIOCA ARENA 1

Av. Embaixador Abelardo Bueno, 3.401/40, Hall 1 Barra da Tijuca  
Distance from Paralympic Village: 6km

### VENUE FACILITIES AND SERVICES

The following facilities and services will be available at the Rio Olympic Arena and Carioca Arena 1. For more details on the precise location of these facilities, please refer to the sections dedicated to each venue.

#### Transportation

Rio 2016 Transport will transport teams between the Athlete Transport Mall at the Paralympic Village and the load zones at their respective venues. Athletes will leave the Paralympic Village one hour and 45 minutes before the start of competition. They will be dropped at the competition venue one hour and 30 minutes prior to the match, and depart the competition venue one hour after the match. The complete bus service timetable for the Wheelchair Basketball competition will be available at the SID at the competition venue and at the SIC at the Paralympic Village.

#### Athletes' lounge

See venue-specific sections.

#### Catering services

All competition venues will have a refreshment station with fruit, bottled water, Powerade and other Coca-Cola beverages. At both Wheelchair Basketball venues, the refreshment station will be located in the Athletes' Lounge. Athletes and team officials may bring food into competition venues. However, please note that only non-perishable items will be allowed, as there is no refrigeration available.

### Venue Meals

At both competition venues, a cold packed meal will be served for team officials and competing athletes. The meal will not have to be ordered in advance. It will consist of a sandwich, a salad, a piece of fruit and a sweet item.

For special dietary requirements, the ATM Special Dietary Requirements form (available at the SIC) needs to be completed at least 48 hours in advance of the meal service and submitted to the SIC at the Village.

### Changing rooms

Both venues have four changing rooms with accessible showers and toilets. Teams will be allocated a changing room for that day's game on arrival at the venue.

### Doping control station

See venue-specific sections.

### Equipment storage

Each team will be provided a kit van for storage of wheelchairs and equipment. Equipment may also be stored in changing rooms during each team's games.

### Ice, water and towels

All teams will receive ice, water and towels for each game.

### Language services

Rio 2016 Language Services Assistants (LSA) will provide volunteer interpretation services at competition venues. The LSAs may be identified by the pin or pins on their uniform specifying the languages they speak.

At the Paralympic games, LSAs will be covering English, Portuguese, French, German, Chinese (Mandarin), Italian, Russian and Spanish. Subject to volunteer availability, Rio 2016 will also offer interpretation services for Arabic, Greek, Hungarian, Japanese, Korean, and Slovakian. Specific languages will vary by venue. For information about the languages offered at your venue(s), or to request language assistance, contact Rio 2016 Wheelchair Basketball competition management, who will coordinate with Rio 2016 language services.

NPC requests for language services should be made by 17.00 the day before the service will be needed. Late requests will be considered on a case-by-case basis.

Unlike in past games, there will be no 24-hour over-the-phone interpretation service during the Rio 2016 Paralympic Games.

### Lost and found

All reports of lost items at the Wheelchair Basketball venue should be directed to the Sport Information Desk. This is also the location to which all found items should be delivered.

### Medical services and facilities

Medical services at all competition venues will be provided at athlete medical stations, complete with a doctor, nurse and physiotherapist and supported by a number of ambulances.

Outside of the venues, the polyclinic will provide additional medical services as well as the designated reference hospital.

Medical services in each competition venue will be managed by the Venue Medical Manager and the Medical Operations Manager. Rio 2016 medical services are designed based on the rules of each IF and the Paralympic rules for the sport. Medical services will generally be available from two hours before the start of competition until one hour after competition ends. However, times vary in some venues.

Full details on medical services at the Paralympic Games are available in the Rio 2016 Paralympic Games Healthcare Guide.

### **Mixed zone**

The mixed zone at both venues is located at the exit from the field of play and in the corridor immediately flowing away from the field of play.

### **Warm-up area**

Both venues have one warm-up court available for teams. The court will be divided into two halves by a large curtain. There will be one basket in the normal free throw position and one on the side of the court.

### **Wheelchair repair**

Ottobock repair stations at competition venues will provide basic repairs and spare parts to facilitate athletes' readiness for competition. Repair services will be available on every competition day, from one hour prior to the start of each day's competition until its conclusion. All necessary repairs outside this period will be conducted at the Paralympic Village.

For more information, see venue-specific sections.

### **Wheelchair storage facilities**

Upon arrival, each team will be provided with a kit van for storage and transportation of wheelchairs and equipment. A driver will be appointed daily to drive the team's van.

## **Competition Venues: Rio Olympic Arena**

Originally built as part of Rio 2007 Pan and Parapan American Games, Rio Olympic Arena is one of the legacies from those games being used for the Rio 2016 Paralympic Games, and will have a gross capacity of nearly 12,000 spectators for the Wheelchair Basketball competition.

### **Key information**

#### **RIO OLYMPIC ARENA**

Av. Embaixador Abelardo Bueno  
3.401/20 Barra da Tijuca

#### **DISTANCE FROM PARALYMPIC VILLAGE:**

7km

### **Venue access**

Rio 2016 Transport buses will transport teams between the Paralympic Village Athlete Transport Mall and the competition venue. Teams are scheduled to arrive at the competition venue 90 minutes before the start of each game. The Athletes' Load Zone is located beside the Athletes' Entrance to the Rio Olympic Arena. For transport information, see page [31](#).

### Field of play

The field of play at Rio Olympic Arena will have one court. The court and all equipment will be presented in accordance with the IWBF Official Wheelchair Basketball Rules.

## VENUE FACILITIES AND SERVICES

### Athletes' Lounge

The Athletes' Lounge at Rio Olympic Arena will be located across from the warm-up courts.

### Catering services

Catering services will be provided in the Athletes' Lounge at Carioca Arena 1. For more information, see page [31](#).

### Changing rooms and showers

There are two sets of identical changing rooms at the Rio Olympic Arena, which are located between the field of play and the warm-up area.

### Classifiers' Office

The Classifiers' Office is located in the IF area in the Rio Olympic Arena.

### Doping control station

The doping control station at the Rio Olympic Arena is located very close to the team changing rooms, on the court exit route.

### Equipment storage

Equipment may be stored at the team's indicated changing room or in the team's kit van.

### Internet access

WiFi will be available in the Athletes' Lounge.

### Sport Information Desk (SID)

The SID at the Rio Olympic Arena is located near the Athletes' entrance.

### Wheelchair repair centre

The Ottobock repair centre at the Rio Olympic Arena will be operational from 8 September to 17 September, near the entrance of the venue. It will open one hour prior to the start of competition and close one hour after the end of competition.

Basic repairs may be conducted at the venue, including basic welding. Repairs on fiber carbon chairs will only be available at the main repair shop located at the Paralympic Village.

### Venue evacuation and emergency procedures

All personnel will be notified in the event of an evacuation. Please use the nearest available emergency exit route to the appropriate assembly point as directed.

# Competition Venues: Carioca Arena 1

Carioca Arena 1 is one of the largest structures built for any Olympic and Paralympic Games. Located in the heart of the Olympic Park, the venue will have a gross capacity of approximately 15,000 during the Wheelchair Basketball competition.

## Key information

### CARIOCA ARENA 1

Av. Embaixador Abelardo Bueno, 3.401/40, Hall 1

Barra da Tijuca

Distance from Paralympic Village: 6km

## Venue access

Rio 2016 Transport will transport teams between the Paralympic Village Athlete Transport Mall and the competition venue. Teams are scheduled to arrive at the competition venue one hour and 30 minutes before the start of each game. The Athletes' Load Zone is located beside the Athletes' Entrance to the Wheelchair Basketball Arena. For transport information, see page [31](#).

## Field of play

The field of play at Carioca Arena 1 will have one court. The court and all equipment will be presented in accordance with the IWBf Official Wheelchair Basketball Rules.

## VENUE FACILITIES AND SERVICES

### Athletes' Lounge

The Athletes' Lounge at Carioca Arena 1 will be located in the same corridor as the changing rooms.

### Catering services

Catering services will be provided in the Athletes' Lounge at Carioca Arena 1. For more information, see page [31](#).

### Changing rooms and showers

There are four identical changing rooms at Carioca Arena 1, which are very close to the field of play.

### Doping control station

The doping control station of Carioca Arena 1 is a centralized control station of the Carioca Arenas, located at Carioca Arena 2.

### Equipment storage

Equipment will be stored at the team's indicated changing room or in the team's kit van.

### Internet access

WiFi and wired internet ports will be available in the Athletes' Lounge.

### **Sport Information Desk (SID)**

The SID at Carioca Arena 1 will be located in the Athletes' Lounge. For more information, see page [17](#).

### **Wheelchair repair centre**

The Ottobock repair centre at Carioca Arena 1 will be operational from 8 September to 12 September, near the Athletes' Entrance to the venue.

Basic repairs, including basic welding, may be conducted at the venue. Repairs on fiber carbon chairs will only be available at the main repair shop located at the Paralympic Village.

### **Venue evacuation and emergency procedures**

All personnel will be notified in the event of an evacuation. Please use the nearest available emergency exit route to the appropriate assembly point as directed.





TRAINING

Training for the Wheelchair Basketball competition will take place at Athletes' Park, located a short distance from the Paralympic Village.

### Key Information

#### ATHLETES' PARK

Av. Salvador Allende, S/N - Barra da Tijuca

Distance from Paralympic Village: 4km

### Allocation of training sessions

The training facilities will be open for training from Wednesday 31 August, the day the Paralympic Village opens, until Saturday 17 September. The IF and Rio 2016 will assign team training slots on a strict rotational basis for the first days of training.

After this phase, teams will schedule their own practice on a first-come, first-served basis. This scheduling will be done at the SIC desk at the Paralympic Village.

The schedule of pre-assigned training slots will be sent to teams in advance and will be available on Info+ for teams on arrival.

### Bus service

Athletes will depart the Paralympic Village Athlete Transport mall 45 minutes before the start of training. They will be dropped at the training venue 30 minutes prior to their scheduled training and depart 30 minutes after the end of their training session. The complete bus service timetable for Wheelchair Basketball training will be available at the SIDs at the venues and at the SIC at the Paralympic Village. Rio 2016 Transport recommends that athletes arrive at the respective load zone five minutes prior to scheduled departure.

### Training regulations

Teams will be allocated training sessions based on the competition schedule. Training sessions will be 90 minutes and teams will be dropped at the relevant training venue up to 30 minutes before their session. Should teams wish to change or cancel a training session, or switch sessions with another team, the Training Session Change form must be completed, signed and handed in to the Wheelchair Basketball desk in the SIC in the Paralympic Village by 17.00 on the day before the training session in question. Late requests will not be accepted.

One 90 minute training session at each competition venue will be granted to all teams. Teams will be pre-assigned training slots at each competition venue by the IF and Rio 2016.

## TRAINING VENUE FACILITIES AND SERVICES

The following facilities and services will be available at the training venue:

- Four full-sized courts, complete with scoreboard and 24-second shot clocks.

## **OTHER VENUE FACILITIES AND SERVICES**

### **Athletes' Lounge**

There will be an Athletes' Lounge with bottled water, Powerade and fruit.

### **Changing rooms**

Athletes' Park has eight changing rooms. Lockers and showers will not be provided.

### **Repair services**

Please be aware that repair services will not be available at the training venue. All necessary repairs should be taken care of in advance of training, at the Paralympic Village.

### **Towels**

Please be aware that towels will not be available for training sessions.

### **Sport equipment storage**

Equipment may be stored in the team's changing room or in the team's kit van.

### **Catering services**

At Athletes' Park, the refreshment station containing bottled water, Powerade and whole fruit will be located in the Athletes' Lounge.

### **Medical facilities**

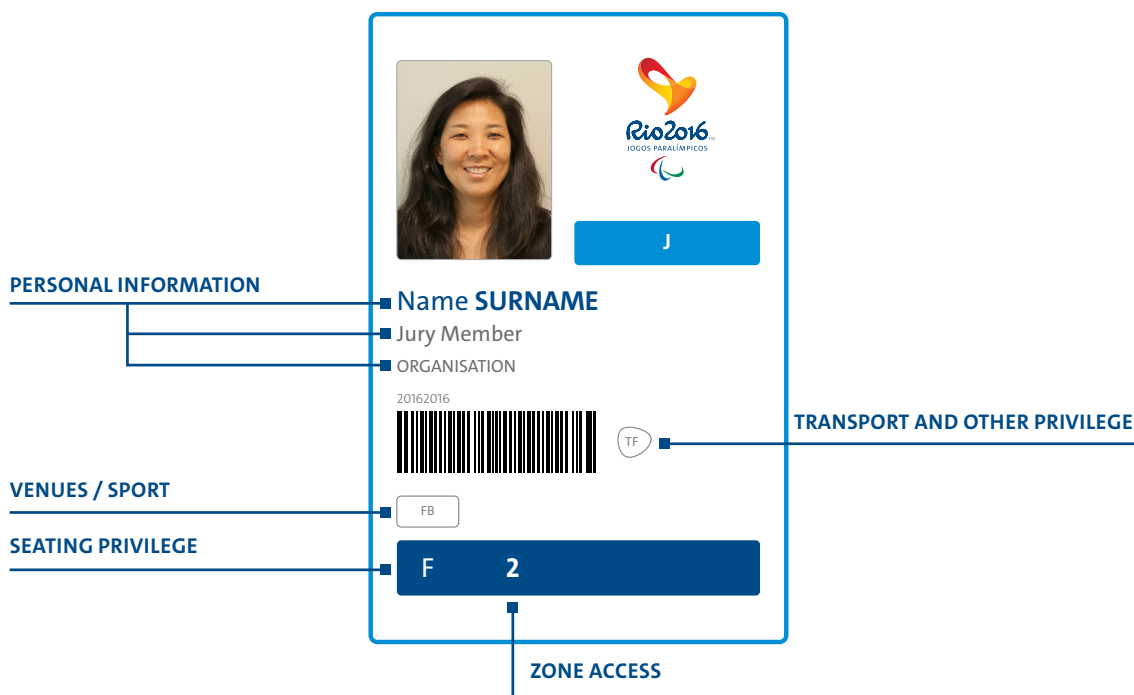
Medical services will be provided at all games time training venues complete with a medical station and ambulance. Each medical station will have a doctor and nurse as a minimum as part of the medical team.



## THE GAMES

## Accreditation

The Organising Committee of the Rio 2016 Olympic and Paralympic Games issues a Paralympic Identity and Accreditation Card (PIAC) to each individual participating in the Rio 2016 Paralympic Games. Each PIAC establishes the identity of its holder. Before validation at the Delegation Registration Meeting, the PIAC is referred to as a Pre-Valid Card (PVC).



Pre-Valid Card (PVC) or Paralympic Identity and Card (PIAC) holders may enter Brazil through any port of entry multiple times from 5 July to 28 October 2016, without requiring a separate entry visa, upon presentation of their card and a valid identity document (valid until 31 December 2016 and with information that matches the information on their application for accreditation. The following NPC categories are eligible for a visa waiver: Aa, Ab, Ac, Am, Ao, As, P, NPC (including NPC drivers), NPC\*\* and X category, if the accreditation applications were submitted by the deadline of 27 May 2016.

All PVCs used for entry into Brazil must be validated to become a PIAC for the individual to perform their Games-time role. After the DRM and from the official opening of the Paralympic Village on 31 August 2016 to 18 September, the day of the Closing Ceremony, eligible delegation members will be able to validate their accreditation at the Welcome Centre. Once the PVC has been validated, it becomes a Paralympic Identity and Accreditation Card (PIAC). The PIAC allows access to Paralympic Games venues.

Paralympic Village guest pass holders will not receive a PVC and are therefore not eligible for a visa waiver. They will need to obtain their own visa if required to enter Brazil.

Individuals using their PVC or PIAC as a visa waiver to enter Brazil must ensure that their identity document is valid until at least 31 December 2016. The identity document used to enter Brazil must match the information provided during the application for accreditation.

### Accreditation facilities

During the Paralympic Games, the Accreditation Centre at the Paralympic Village Welcome Centre will serve as the primary accreditation centre for athletes and team officials.

Venue Accreditation Offices (VAOs) will be located in close proximity to venues. The table below shows the accreditation facilities available and the services that will be provided at each.

FACILITY	POPULATION	VALIDATION	CARD PRODUCTION	PHOTO CAPTURE	HELP OFFICE
Tom Jobim International Airport (GIG)	All	✓	✗	✗	✗
Paralympic Village (Welcome Centre)	NPCs	✓	✓	✓	✓
Paralympic Family Accreditation Centre (Windsor Barra Hotel)	Paralympic Family and NPCs	✓	✓	✓	✓
Venue Accreditation Offices (VAOs)*	All	✓	✓*	✗	✗
Media Accreditation Centre	Press and broadcast	✓	✓	✓	✓
Uniform and Accreditation Centre – (UAC)	All	✓	✓	✓	✓

\*Card replacement only.

### HOURS OF OPERATION OF THE AIRPORT AND ACCREDITATION CENTRES:

#### Tom Jobim International Airport (GIG)

DATE	OPENING TIME	CLOSING TIME
5 July 2016	6.00	00.00 (midnight)

#### Paralympic Village Accreditation Centre

DATE	OPENING TIME	CLOSING TIME
28-30 August 2016	7.00	23.00
31 August 2016	8.00	23.00

1-18 September 2016	7.00	23.00
19 September 2016	7.00	18.00
20-21 September 2016	9.00	18.00

### Paralympic Family Accreditation Centre

DATE	OPENING TIME	CLOSING TIME
30 August - 1 September 2016	9.00	18.00
2-6 September 2016	8.00	23.00
7-17 September 2016	8.00	20.00
18 September 2016	8.00	18.00

### Media Accreditation Centre

DATE	OPENING TIME	CLOSING TIME
22-31 August 2016	8.00	16.30
1-17 September 2016	7.00	20.00
18 September 2016	7.00	17.00

Outside hours of operation, accreditation services will be available based on the data present in the Arrivals & Departures System (ADS).

### Accreditation codes

The Accreditation Card Operating System assigns access privileges according to a privilege matrix that includes any function performing an official role at the Games. The privileges are based on accreditation zones and are printed on the PIAC along with the individual's personal information, function and responsible organisation. At sport venues the privileges give access to accreditation zones as described below:

ZONE	ACCESS ENTITLEMENTS
Blue (colour)	Field of Play - Competition Areas
Red (colour)	Operational areas
White (colour)	Accredited Persons Circulation Areas
2	Athlete preparation area

4	Press areas
5	Broadcast areas
6	Paralympic Family Areas

At the Paralympic Village, the Village Plaza is open to any appropriately accredited population (those with the PLV privilege code on their PIAC) including visitors (with a Guest Pass), while access to the Residential Zone is limited to those either staying or working within:

ZONE	ACCESS ENTITLEMENTS
R	Paralympic Village Residential Zone

### Lost, stolen or damaged cards

If a PVC is stolen, lost or damaged (for example, torn or water-damaged) before the PVC holder's arrival in Brazil, it will not be reissued. The individual must make their own immigration arrangements to enter Brazil, if necessary. Upon arrival in Brazil, they must go to one of the accreditation centres listed in the above table their PIAC to be issued. Please note the following:

- The individual concerned must make a written, signed declaration.
- A lost or stolen PIAC will be cancelled in the accreditation system, and will not be reactivated, even if found at a later date.
- A lost, stolen or damaged PIAC will be reissued as soon as possible, after notification has been submitted and the individual has presented a valid form of identification. The valid form of identification must be the one which was used in their application for accreditation.

## Team welcome ceremonies

The team welcome ceremonies (TWCs) are the official welcome to all NPCs participating in the Rio 2016 Paralympic Games and will take place in the Paralympic Village Plaza from 31 August to 6 September 2016 between 9.30 and 17.30. The exact date and time will be confirmed by your NPC. Each TWC will last no more than 35 minutes and will involve a maximum of five NPCs.

## Opening and Closing Ceremonies

### OPENING CEREMONY

The Rio 2016 Opening Ceremony will be held at Maracanã Stadium on 7 September 2016 from 18.15 to 21.00. The pre-show will begin at 17.30, and the Athletes' Parade will begin at 18.40. Please note that these timings are subject to change.



According to IPC guidelines, all athletes and team officials (Aa, Ab, Ac, Am, Ao and As) are eligible to take part in the Athletes' Parade. Athletes and team officials will march by virtue of their accreditation. All marching athletes and officials will be transported by bus to Maracanã Stadium for the Opening Ceremony. Transport services for marching athletes and officials on the day of the Opening Ceremony will be available from the Paralympic Village only. All marching athletes and officials staying outside the Paralympic Village will need to make their way to the Paralympic Village prior to their delegation's departure time to use the provided transport to Maracanã Stadium. Departures from the Paralympic Village will take place in waves. Travel to Maracanã Stadium will take approximately 45 minutes.

Upon arrival at Maracanã, marching athletes and officials will be guided to the preparation area, where they will stay with their delegation. At a determined time, athletes and team officials will be marshalled to the northern entrance of Maracanã Stadium in compliance with the marching order of the Athletes' Parade, determined by the Brazilian alphabet and according to IPC protocol, with Brazil marching in last. Delegations will enter the Maracanã Stadium and parade across the field of play past the Presidential Box, in view of the audience, before being directed to the reserved athlete seating. Athletes will sit for the remainder of the ceremony, which is scheduled to conclude at 21.00.

An early departures service will be available for athletes and officials wishing to leave the ceremony immediately after they parade. The early departures process will start immediately after the first nation finishes parading. However, buses will only depart when they are full, so athletes may be required to wait.

After the ceremony, all remaining athletes will be transferred to the Paralympic Village. There will be no scheduled times or boarding order for departures; the buses will depart once full.

### **Closing Ceremony**

The Rio 2016 Paralympic Games Closing Ceremony will be held at Maracanã Stadium on 18 September 2016 at 20.00. Athletes will enter Maracanã Stadium prior to the pre-show, which will begin at 19.30. The ceremony is scheduled to conclude at 22.30. The ceremony finish time is subject to minor changes.

There will be a Closing-Ceremony-focused Chefs de Mission meeting at the Paralympic Village on 17 September 2016 at 7.30. Following the meeting, each NPC will be able to collect specific information regarding exact timings from the NPC Services Centre.

Delegations will be transferred from the Paralympic Village to the Maracanã Stadium by bus, along a similar route to the one used for the Opening Ceremony.

### **Branding regulations for parading athletes and officials**

During the Opening and Closing Ceremonies, athletes may not display any materials that contain any type of publicity or propaganda – commercial, political or otherwise. No cameras or hand-held video recorders, including mobile phones, can be used during the parade. All ceremonies uniforms must follow the Rio 2016 uniform guidelines and the IPC Handbook.

# Ticketing

During their own discipline's competitions, athletes and officials may access the Athletes' Stand without a ticket upon presentation of their PIAC.

## Different Discipline Spectating Athletes (DDAs) and officials

Rio 2016 is offering a limited number of complimentary tickets for athletes (Aa), athlete competition partners (Ab) and officials (Ao) to the A stand at competition venues for all sport disciplines.

NPCs may request complimentary tickets for their delegation members two days prior to the event, through an electronic ticket request system available through the Rio Exchange. NPC Relations and Services will allocate tickets according to availability, as the demand for complimentary tickets is expected to exceed supply for many venues.

## Different discipline athletes (DDA) transport to venues

A dedicated transport service will be provided for team sport venues or venues where Rio 2016 anticipates a high demand of athletes wishing to spectate. The dedicated transport service for spectating athletes/officials will be available on competition days only. The service will run from the Athlete Transport Mall at the Paralympic Village to the front-of-house area at specific cluster/competition venues. The frequency of the service and type of vehicle (coach or bus) will depend on the sport/competition session.

For venues where dedicated transport services will not be available to travel to the venue to spectate, same discipline athletes (SDAs) and different discipline athletes (DDAs), as well as accredited team officials, will be able to use the existing competition TA system. In this case, priority will always be given to competing athletes.

## Athlete family and friends (AF&F) tickets

Rio 2016 will guarantee two tickets per athlete (Aa) and athlete competition partner (Ab), per session, for their family members and friends, with the exception of swimming, where one ticket per athlete will be offered. Once the designated tickets have been collected, no further tickets will be issued.

## Ticket box offices

Ticket box offices will be located at competition venues and shopping malls (Shopping Leblon and Via Parque). Box office opening hours and dates at shopping malls and venues vary. Updated information can be found on Rio 2016's website (<https://ingressos.rio2016.com>). There will also be a ticket box office in the Paralympic Village Plaza, which will be open from 31 August to 18 September from 9.00 until 21.00 (according to Village Plaza opening hours).

## Ticket touting

It is a criminal offence to resell Rio 2016 tickets for a price over the face value, and infractions may result in legal action. Unauthorised resale or misuse of Rio 2016 tickets may be considered a violation of the Rio 2016 Terms and Conditions of Ticket Purchase and may result in the tickets being declared void and the ticket holder being denied entry to the venue. Any misuse of tickets acquired via the AF&F or DDA ticketing programmes may result in a loss of future ticketing privileges.

## Transport

A summary of transport at the Games follows. Please note that full details of transport services at the Games, including timetables, may be found on Info+.

### Athletes/NPC transport system (TA)

The Transport for Athletes (TA) system will provide “bubble-to-bubble” transport services for athletes and NPC team officials (Aa, Ab, Ac, Am, Ao and As), and their personal equipment, from 31 August until 18 September 2016 for competition and training. P accredited training partners and personal coaches do not have access to the TA system.

The TA comprises the following services:

- Arrivals and departures between Tom Jobim International Airport (GIG) and Santos Dumont Domestic Airport (SDU), and the Paralympic Village.
- Transport between the Paralympic Village and official competition and training venues (a summary of each service is provided later in this section).
- Internal Village Transport System (IVTS) operating inside the Paralympic Village (see below).
- Ceremonies services
- Recreational services to Via Parque shopping mall and Barra beach

On the day of the Opening Ceremony, the TA system will cease at 13.00, except for return journeys from training and competition venues where activities are ongoing.

### Internal Village Transport Service

The Internal Village Transport System (IVTS) is a shuttle which will operate on a daily basis inside the Paralympic Village. It will circulate in a clockwise direction, connecting key locations, including the Welcome Centre, Main Dining Hall, Athlete Transport Mall, and Village Plaza in the residential zone. This service will operate 24 hours a day from 28 August to 21 September 2016, except on Opening and Closing Ceremony days. Frequency will vary depending on the time of day.

### Scheduled competition and training services from the Paralympic Village

Regularly scheduled transport services will connect athletes to designated stand-alone training venues and competition venues that also serve as training venues. Services are scheduled in line with the training requirements of individual sports. The service will commence on 31 August 2016 (after 12.00) for most sports and will continue until the close of each sport's individual training session.

On competition days, the TA service will be scheduled so that the first bus arrives at the competition venue two to three hours prior to competition starting, in accordance with each sport's requirements. The last bus to leave the competition venue will vary according to the sport's requirements, a maximum of two hours after competition has finished. All schedules will be available on the Info+ system, as well as at the SIC and SID.

Estimated travel times are based on use of the Paralympic Route Network (PRN) for as much of the journey as possible and do not include any security screening times, queuing time at the VSA or, where applicable, in-venue travel times.

### Scheduled services for spectating athletes

Transport services will be provided for Same Discipline Athletes (SDAs) and Different Discipline Athletes (DDAs), as well as accredited team officials wishing to spectate. The spectating athletes' services will be available on competition days and will vary depending on the venue. Different discipline athletes and officials must have a valid ticket to access their seats.

A dedicated transport system for spectating athletes and officials will run from the Athlete Transport Mall at the Paralympic Village to the spectators' area at specific clusters or competition venues. The frequency of the service and type of vehicle (coach or bus) will depend on the sport/competition session. There are two types of dedicated service:

#### DEDICATED SHUTTLE SERVICE:

Shuttle service departing from the Paralympic Village at a frequency specified on Info+ and departing from the venue to the Paralympic Village 30 minutes after the competition session ends.

#### PRE-DEFINED DEPARTURE SERVICE:

One-departure only service departing from the Paralympic Village at a set time indicated on Info+ and leaving the venue 45 minutes after the competition session ends.

For venues where dedicated transport services for spectating athletes will not be available, SDAs, DDAs and accredited team officials will be able to use the existing competition TA system. In this case, priority will always be given to competing athletes.

Neither TA nor dedicated spectating transport services will be available for athletes and officials wishing to spectate at Riocentro, as the venue is within walking distance from the Paralympic Village, or at Pontal, which can be accessed using the Bus Rapid Transit (BRT) system.

NPCs should also encourage their athletes and team officials to use public transport to travel to and from competition venues in Barra to spectate. More details regarding public transport in Rio can be found on page [50](#).

A list of venues and sports serviced by the spectating athlete transport services is detailed below.

TYPE OF SERVICE	VENUE DROP-OFF	SPORTS/DISCIPLINES	
Dedicated shuttle service	Barra Olympic Park	Boccia	Track cycling
		Football 5-a-side	Wheelchair basketball
		Goalball	Wheelchair rugby
		Judo	Wheelchair tennis
		Swimming	
	Olympic Stadium	Athletics	

Pre-defined departure service	Deodoro Common Domain	Equestrian	
		Football 7-a-side	
		Shooting	
		Wheelchair fencing	
Existing TA service	Fort Copacabana	Athletics marathon	
		Triathlon	
	Lagoa Stadium	Canoe	
		Rowing	
	Marina da Glória	Sailing	
	Sambódromo	Archery	

### Paralympic Route Network

The Paralympic Route Network (PRN) is a network of roads linking all official competition and non-competition venues.

The PRN consists of a combination of exclusive lanes for vehicles with a Vehicle Access and Parking Permit (VAPP), and shared lanes. Refer to the map on the Rio Exchange to see the PRN.

#### PRIORITY LANES:

only for vehicles displaying a VAPP, emergency vehicles, taxis and public urban buses.

#### EXCLUSIVE LANES: EXCLUSIVELY

for vehicles displaying a VAPP and emergency vehicles.

Exclusive lanes will be in place from 5 to 18 September 2016. In circumstances when the PRN is inaccessible, for example, due to a road traffic accident or the Opening and Closing Ceremonies, an alternative route will be in place for properly VAPPED vehicles.

Travel times from the Paralympic Village to competition/training venues can be found on Info<sup>+</sup>.

DATES OF OPERATION	LANES AVAILABLE	DESCRIPTION	VENUES
1-4 September 2016	Priority lanes	Shared bus and taxi lane	Copacabana and Maracanã
5-18 September 2016	Full PRN	All clusters and venues, as detailed on the PRN map	All venues

## PUBLIC TRANSPORT

### Travel within Rio

Public transport available in Rio includes the following services:

- Bus Rapid Transit system (BRT)
- Metro
- Train (Supervia)
- Light rail train (VLT)
- Urban bus

Access to public transport services in Rio for individuals in the NPC accreditation categories will be subsidised. This includes the BRT, metro, train and VLT.

Public transport in Rio is being planned to operate for extended hours on specific days. Further information will be communicated closer to the Games.

Spectators with tickets for Games events in Rio will need to purchase a Games travel card to use on public transport on the day of their event.

### Taxis

No taxi drop-off/pick-up areas will be available at competition or training venues. From 31 August 2016, any un-VAPPED vehicles, including taxis, may drop off passengers close to the Paralympic Village Welcome Centre, as long as at least one of the vehicle occupants has a PVC or an PIAC. Otherwise, the passengers must exit the vehicle at the VPC and walk 500m to access the Welcome Centre. The closest VPC to the Paralympic Village Welcome Centre is located at the intersection of streets Olof Palme and Estrada dos Bandeirantes.

Unlicensed taxis do operate in Rio and Rio 2016 recommends using registered operators. Licensed taxis can be easily identified as they are yellow with blue stripes down the sides and red license plates.

Cooptaxi Especial taxi company may offer accessible transport in Rio. More details are available on the website.

## Village

For information regarding the Paralympic Village, see the Athletes' and Team Officials' Guide.

### REPAIR SERVICES

Ottobock will be the official provider for wheelchair, orthotics and prosthesis repair services for athletes, NPC team officials, IF Games officials and members of the Paralympic Family during the Games.

Repairs will be conducted free of charge on damage to wheelchairs, orthotics or prostheses that, if not carried out, would either prevent athletes from competing in their events, or delegates from achieving their usual level of independent daily living.

The workshop in the residential zone of the Paralympic Village will be the primary facility for wheelchair, orthotic and prosthetic repair services during the Paralympic Games. It will be open from 28 August until 21 September 2016. The regular operating hours from 31 August until 18 September will be from 7.00 until 23.00. From 28 to 30 August and from 19 to 21 September, the workshop will operate on a reduced schedule. However, an emergency service for urgent repairs needed outside these operational hours will be available.

Satellite workshops will also provide repairs services at dedicated competition venues. Team leaders should note that no repair services will be available at the Athletes' Park.

An on-demand mobile repair service will be available to attend peak shifts, the Opening and Closing Ceremonies and the Paralympic Family Hotel. For all other cases in which a repair service is required and cannot be conducted at the Paralympic Village or competition venue, support will be determined on a case-by-case basis.

## SECURITY

As in any big city, individuals are advised to follow a few basic rules in Rio de Janeiro:

- Be aware of your surroundings when walking around the city, especially at night. Avoid dark or enclosed areas.
- Do not walk around wearing expensive looking jewellery or other items. Keep cameras, telephones and other gadgets in your pocket.
- Carry only enough cash for your expected purchases, a credit card and a photocopy of your passport. Leave your passport and other credit cards in a safe place.
- Take care when withdrawing money from a cash machine. It is best to use the machines located at the Paralympic Village, inside banks, buildings and shopping centres.

The federal, state and municipal governments are committed to the security of all those participating in and spectating at the Games, as well as the local population. Rio 2016's Security team is responsible for planning and coordinating the general safety and security plans for the Games.

Security operations inside the Paralympic Village, training and competition venues will be provided by the National Security Force (composed of public law enforcement agents), in close collaboration with Rio 2016 Security.

The Paralympic Village and all competition and training venues will undergo a security sweep by public security agents and a subsequent lockdown period prior to the Games. This is to ensure that they are free of any prohibited or dangerous items that may pose a threat to the security and safety of the venue and its occupants. After the conclusion of these procedures, all venues will be considered "clean" and locked down.

During the lockdown period, all safety and security procedures will be implemented and access control will be activated with the support of security technology. Throughout this period, no individual or vehicle can enter the venues without the correct accreditation and security checks.

After the accreditation check, individuals must go through a personal and baggage inspection. To access locked-down facilities, all individuals must pass through an airport-style X-ray system, called a "mag and bag", at the Pedestrian Screening Areas (PSAs). This system aims to identify prohibited or restricted items (see page [52](#)), before the individual can gain access to a venue.

### Security at the Paralympic Village

The Paralympic Village will be surrounded by a double-fenced secure perimeter. Closed Circuit Television (CCTV) and an intrusion detection system will be in place at all access points, the secure perimeter and common areas. Cameras will not be in place on residential floors.

Entry into the Paralympic Village will only be permitted with a valid accreditation and by passing through a PSA. This process will need to be completed on every entry and re-entry to the Paralympic Village.

### Security at competition and training venues

Accredited individuals will have a dedicated access point at each venue. They will enter the facility by presenting a valid accreditation and proceeding to the PSA or VSA. Spectators must present their ticket as they access the spectator entrance at competition venues.

Venue Security Command and Control (VSCC) will be in place at each competition and training venue to manage any emergency or security situations. Delegates should approach Rio 2016 workforce or security staff to request emergency assistance inside venues.

Information about bringing food and beverages into venues can be found in the table in the following section.

### Security in transit

The Transport for Athletes (TA) system will operate on a “bubble-to-bubble” basis between the Athlete Transport Mall at the Paralympic Village and all competition and training venues. This means that athletes and team officials will not have to exit the bus at a VSA; however, these vehicles will need to stop at the VSA for a brief check.

Athletes and team officials will go through a visual accreditation check when entering training and competition venues. They will be allowed into the venues through a controlled, secured area. When returning to the Paralympic Village from competition and training venues, athletes and officials will be required to pass through the PSA at the Athlete Transport Mall.

TA transport will have a tracking system, enabling buses to be monitored by Rio 2016 throughout the journey. There will be extensive policing and monitoring of the Paralympic Route Network (PRN).

In order to gain access to the secure perimeter of competition and training venues, all dedicated vehicles must have the appropriate VAPP and go through the usual security process at the VSA. All passengers – with the exception of wheelchair users, who will be checked in the vehicle – will be required to leave the vehicle and go through personal screening at a PSA.

### Prohibited and restricted items

The restricted and prohibited items policy applies to spectators and accredited individuals at the Games. Accredited athletes and team officials will be permitted to bring items into venues that are required for specific Games-related activities (for example, tools of the trade) through the designated athlete entrances at the Paralympic Village and at competition and training venues.



The following table is based on the most updated version of the prohibited and restricted items lists and provides an overview of the items that are prohibited - ✓, restricted - **R** and permitted - ✕ at Rio 2016 competition and training venues, and the Paralympic Village. Prohibited items will not be permitted into venues under any circumstances. Restricted items may be allowed into venues under certain conditions.

ITEM DESCRIPTION	PARALYMPIC VILLAGE (RESIDENTS ONLY)	COMPETITION AND TRAINING VENUES (accredited athletes and team officials, spectators)
Tents, placards, spray paint or any other item which could be used for demonstrations or sabotage within a venue	✕	✕
Glass bottles, except medicines contained in glass bottles, or beverages for children	✓	✕
Bottles of all beverages, food items and other liquids, including aerosols and gels, for personal consumption	<b>R</b> Up to 5 litres per person, per entry through the security screening areas	<b>R</b> Up to 5 containers of up to 200ml each (combined maximum capacity of one litre)
Large flags, banners and associated poles, large umbrellas or other items of an excessive size that may disturb the event or restrict the view	✓	✕
Items too large to be electronically screened through a PSA	<b>R</b> Refer to restricted items below	✕
Musical instruments and noisemakers, (for example, hunting horns, air horns, klaxons, drums, vuvuzelas and whistles)	✓	✕
Walkie-talkies, telephone jammers, radio scanners, wireless hubs and routers	✓	<b>R</b> Except approved items for accredited team members
Laser pointers, strobe lights and similar light-emitting devices	✕	✕
Bicycles, folding bicycles	<b>R</b> In limited numbers	✕

Roller-skates, skateboards, any other non-competitive sports material (e.g. rackets, Frisbees and balls), except sport equipment and other accessories used to assist people with an impairment	x	x
Pets or animals, except service dogs	x	x
All types of knives and bladed items, including pocket knives (except tools of the trade for accredited individuals)	x	x
Firearms and ammunition, including replicas, component parts or any device resembling a firearm	x	x
Offensive weapons or implements, such as flick knives and extendable batons, or anything that can be used to cause injury to another person	✓	✓
Fireworks, explosives, flares and smoke canisters	✓	✓
Toxic and dangerous materials	✓	x
Controlled drugs, including substances that resemble controlled drugs, with a medical prescription	x	x
Medicines for personal use in reasonable quantities	x	x
All professional photographic and broadcasting equipment, including tripods and monopods	✓	x
Flags of countries not participating in the Games	x	x
Objects or clothing bearing political statements which are in violation of the IPC Handbook	x	x
Objects that contain commercial identification and may be used for ambush marketing	✓	x

In addition to the information provided in the table above, residents of the Paralympic Village will be permitted to bring large items which cannot be screened through a PSA through the Material Transfer Area - MTA into the Paralympic Village.

NPC Assistants will be permitted to bring some items into the Paralympic Village on behalf of their NPC, such as food and beverages for personal consumption, equipment and other items, including walkie-talkies, banners and large flags, which are permitted for residents.

Accredited athletes and team officials are permitted to bring food and liquids (up to five litres per person) for personal snacks or use into competition and training venues, but no refrigerators will be available to store perishable items. Accredited athletes and officials will not be permitted to bring alcohol into competition or training venues.

Rio 2016 Security reserves the right to refuse entry at its discretion of any item that appears suspicious.

## Requests for emergency assistance

### Emergency assistance outside Rio 2016 venues

Representatives from the police and security staff, as well as fire and medical specialists will maintain a constant presence at official venues for athletes and team officials.

Emergency services will also be available throughout the city. The following numbers can be used for an immediate public security response outside the Paralympic Village and venues:

#### EMERGENCY:

190

#### FIRE DEPARTMENT AND AMBULANCE SERVICES:

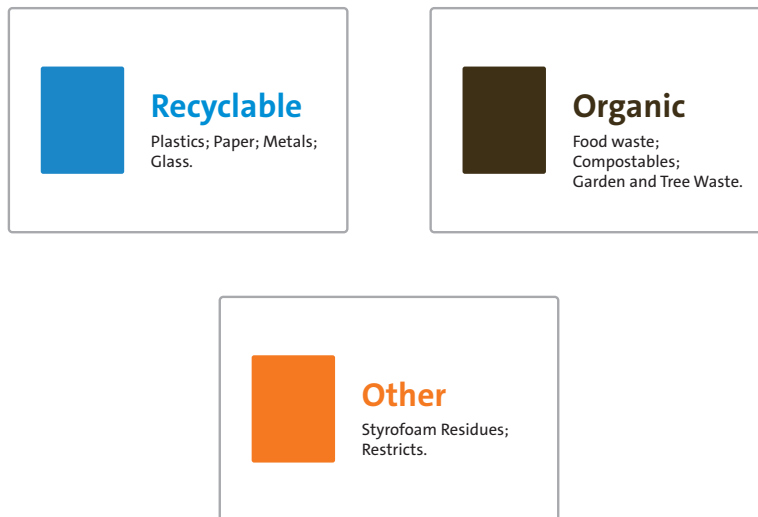
193

These services will be available in English and Portuguese.

The emergency numbers 911 and 112 (USA and Europe, respectively), will be redirected to 190 if dialed within the state of Rio de Janeiro.

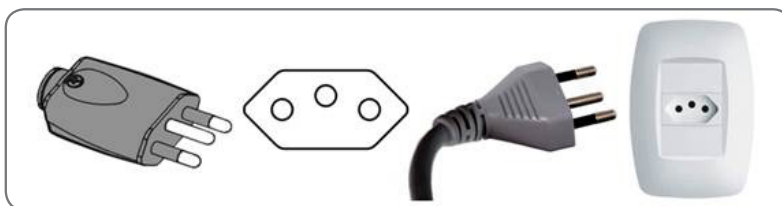
## Recycling

In line with the Integrated Municipal Solid Waste Management Plan, Rio 2016 will offer different coloured bins, enabling a prior segregation of recyclable and other waste materials at the point of generation. Please select the correct bin when disposing your rubbish.



## Electricity and adapters

Electrical outlets in the competition and training venues are 220V single phase, while in the Paralympic Village they are 110V. Adapters/transformers to 110V will not be provided. Please be sure to purchase in advance the proper equipment for your needs and your team's needs.



Power sockets in Brazil



Europlug (C plug)

# Rio 2016

## RIO DE JANEIRO IN 2016

### POPULATION:

6,453,682, estimated in 2014

### OFFICIAL LANGUAGE:

Portuguese

### CURRENCY:

Real/Reais (plural)

### LOCAL TIME:

Greenwich Mean Time (GMT) -3

### AREA:

1,197 km<sup>2</sup> (Brazil: 8,515,767km<sup>2</sup>)

### LATITUDE AND LONGITUDE:

22°54'10" S, 43°12'27" W

### ALTITUDE:

2m

### GOVERNMENT:

Prefeitura do Rio de Janeiro ([www.rio.rj.gov.br](http://www.rio.rj.gov.br))

## RIO DE JANEIRO, THEN AND NOW

The former capital of Brazil, Rio de Janeiro is located in the state of the same name on the south-eastern strip of the country's Atlantic coast. It is one of the most visited cities in the southern hemisphere. In January 1502, the second exploratory expedition by the Portuguese, led by Captain Gaspar de Lemos, reached Guanabara Bay. Legend has it that he entered the bay believing it to be a river, so he named it Rio de Janeiro, literally translated as "River of January".

Rio is a picture-postcard city, with lush green mountains, lakes, blue oceans and miles of white, sandy beaches. It is the home of Sugarloaf Mountain, Maracanã Stadium, Guanabara Bay and, overlooking it all, the statue of Christ the Redeemer. It is no wonder Rio is known as the "Marvellous City". The friendliness of cariocas (as Rio locals are known) can be witnessed in the streets, in the bars and at the beach.

## CLIMATE

Rio de Janeiro as a whole benefits from a mild to warm climate during the winter month of September. Based on statistics from recent years, teams can expect an average daily high of around 23-24°C (73-75°F) in the Maracanã zone and around 21-22°C (70-72°F) in the Copacabana zone. On average, relative humidity ranges from a minimum of around 70 per cent to a maximum of around 80 per cent during this period. In the Maracanã zone, the average monthly rainfall during September is 68 millimetres and the prevailing winds are from the north-northeast; in the Copacabana zone, the average rainfall is 76 millimetres and the winds from south-west and the south-east are prevailing.

## THE CITY'S PARALYMPIC HERITAGE

Brazil is a nation with sport in its blood and has always been a serious competitor in the Paralympic Games. Never content with just taking part, the country has long dreamt of hosting the world's biggest sporting event. Brazil's first bid to host the Olympic Games came in 1932, to host the 1936 Games, but Rio de Janeiro failed to advance past the International Olympic Committee's initial selection phase. Sixty years later, Brasília was a candidate for the 2000 Olympic and Paralympic Games, until its bid was withdrawn in the first phase. But Brazilian hopes were not dashed, rooted as they were in a deep belief in the value of the Games, and with the certainty that hosting them would boost national development efforts. With firm, unyielding commitment, the groundwork was already being laid on a path that, with each bid, was taking on an ever more clearly defined direction.

Rio de Janeiro's next attempt was to host the 2004 Olympic and Paralympic Games, but again it did not pass the initial selection phase. The Committee's General Assembly made a strategic decision to focus on a Rio bid for the 2007 Pan and Parapan American Games, with a commitment to making it the biggest and best such games ever held. Competitors and managers were determined to work towards ensuring that the cream of Brazilian athletes would compete on home soil, at a truly impressive event in state-of-the-art arenas. At the same time, Rio prepared its bid for the 2012 Games, in which the city was up against stiff competition. Despite the acknowledged quality of its bid, it was eliminated from the Candidate City shortlist.

Rio's 2004 and 2012 bids were part of an ongoing process in which the city's positive points were strengthened, and the weaker areas addressed, to provide the structure for the next Olympic and Paralympic bid. In 2007, the organisers of the Pan and Parapan American Games exceeded all expectations, delivering the best edition in these games' history. The capacity to stage and promote a major sporting event had been proven, and recognition for all the effort expended did not take long to arrive: on 2 October 2009, after a hard-fought campaign, Rio de Janeiro won the right to host the 2016 Olympic and Paralympic Games, the first to be held on South American soil.

## RIO 2016 PARALYMPIC GAMES IN BRIEF

### SPORTS:

22

### DISCIPLINES:

23

### MEDAL EVENTS:

528

**ATHLETES:**

4,350

**COMPETITION VENUES:**

22

**DAYS OF COMPETITION:**

11

**COMPETITION SESSIONS:**

318

**PARALYMPIC VILLAGE OPENING:**

31 August 2016

**OPENING CEREMONY:**

7 September 2016

**CLOSING CEREMONY:**

18 September 2016

**RIO 2016 COMPETITION VENUES**

A total of 22 competition venues, across four zones in Rio de Janeiro, will be used for the Paralympic Games.

**Barra zone**

The Barra zone will be the heart of the Rio 2016 Paralympic Games. Located in Zona Oeste (west zone), the area will be a beautiful setting for the competitions. Surrounded by lagoons, mountains and parks, this neighbourhood's idyllic natural setting will be home to the athletes, as well as welcome thousands of spectators and Games visitors. The Paralympic Village, Rio Olympic Park, Riocentro, IBC/MPC and Barra Media Accommodation Villages are all located in the Barra zone. Barra will house 12 competition venues, with 13 disciplines taking place.

**Barra Olympic Park****CARIOCA ARENA 1:**

Wheelchair Basketball, Wheelchair Rugby

**CARIOCA ARENA 2:**

Boccia

**CARIOCA ARENA 3:**

Judo

**FUTURE ARENA:**

Goalball

**OLYMPIC AQUATICS STADIUM:**

Swimming

**OLYMPIC TENNIS CENTRE:**

Wheelchair Tennis, Football 5-a-side

**RIO OLYMPIC ARENA:**

Wheelchair Basketball

**RIO OLYMPIC VELODROME:**

Cycling (Track)

**Other venues in Barra zone****PONTAL:**

Cycling (Road)

**RIOCENTRO - PAVILION 2:**

Powerlifting

**RIOCENTRO - PAVILION 3:**

Table Tennis

**RIOCENTRO - PAVILION 6:**

Sitting Volleyball

**Copacabana zone**

Copacabana is one of the city's most famous neighbourhoods. Located in Rio de Janeiro's Zona Sul, or southern area, it boasts a beautiful, crescent-shaped beach that stretches more than four kilometres and is one of the most eye-catching images in the city. On Sundays, the lanes of Avenida Atlântica — the beachfront avenue — are closed to cars, so that the carioca population and visitors can enjoy the pleasant promenade atmosphere. Families and people of all ages may practise sport, swim in the ocean or simply relax: this is the Copacabana spirit. With its world-famous beaches, beautiful mountains and globally recognisable landmarks, including Sugarloaf and Corcovado, the Copacabana zone will be the perfect setting for the road competitions. With a population of nearly two million people, the events will certainly benefit from an authentically energetic carioca vibe. Copacabana will house three (3) competition venues, with five (5) sports taking place.

- **Fort Copacabana: Athletics (Marathon), Triathlon**
- **Lagoa Stadium: Canoe (Sprint), Rowing**
- **Marina da Glória: Sailing**

**Deodoro zone**

Located in the western part of Rio, the Deodoro zone is connected to the city centre and beyond by train lines. Venue construction for the Rio 2007 Pan and Parapan American Games resulted in an increase in the number of youngsters practising sport, and it is anticipated that this level of participation will increase further with the opening of new venues for the Rio 2016 Games. Deodoro will house four (4) competition venues, with four (4) sports taking place.

**DEODORO STADIUM:**

Football 7-a-side



**OLYMPIC EQUESTRIAN CENTRE:**

Equestrian (Dressage)

**OLYMPIC SHOOTING CENTRE:**

Shooting

**YOUTH ARENA:**

Wheelchair Fencing

**Maracanã zone**

The Maracanã zone includes two of Rio's most iconic venues: Maracanã and the Sambódromo, in addition to the Olympic Stadium, built for the Rio 2007 Pan and Parapan American Games, and nicknamed "Engenhão", after the Engenho de Dentro neighbourhood in which it is located. The zone, though part of Zona Norte, the northern area, is located close to the city centre. Hundreds of people visit the Maracanã complex every day, where they take advantage of its spaces for physical exercise, such as walking and jogging. Maracanã will host the Opening and Closing Ceremonies of the Paralympic Games. The Archery competition will take place in the Sambódromo, while the Olympic Stadium will be home to Athletics. In total, the Maracanã zone will house three (3) Paralympic venues, with two (2) sports taking place.

**MARACANÃ:**

Opening and Closing Ceremonies

**OLYMPIC STADIUM:**

Athletics

**SAMBÓDROMO:**

Archery



## NOTES





MAPS

# Paralympic Village

## KEY

- SECURE PERIMETER
- INTERNAL VILLAGE TRANSPORT SYSTEM (IVTS)
- CONDOMINIUM FENCE LINES
- OPERATIONAL AREAS
- 1 CHEFS DE MISSION MEETING HALL
- 2 MAIN ENTRY - GUEST PASS OFFICE, PROTOCOL OFFICE AND MEDIA CENTRE
- 3 MULTI-FAITH CENTRE
- 4 RECREATIONAL COURTS
- 5 VILLAGE PLAZA
- 6 ORTHOTIC, PROSTHETIC AND WHEELCHAIR REPAIR CENTRE
- 7 SPORT VIEWING ROOM
- 8 CLASSIFICATION AREA
- 9 CASUAL DINING
- 10 NPC SERVICES CENTRE
- 11 SPORT INFORMATION CENTRE / WEIGH-IN AREA
- 12 ENTERTAINMENT CENTRE
- 13 WELCOME CENTRE
- 14 DROP-OFF POINTS - T2, T3
- P1 AND P2 PARKING
- P3 NPC DEDICATED VEHICLE PARKING (P3)
- P3 CYCLING VEHICLE PARKING (P3 CYC)
- P6 NPC PARKING (P6)
- P6 NPC VVV CIR DROP-OFF/PICK-UP (P6)
- INTERNAL VILLAGE TRANSPORT SYSTEM STOPS
- CONDOMINIUM ENTRANCE / EXIT
- RESIDENTIAL ZONE CONTROL POINT
- VEHICLE ACCESS
- TAXI DROP-OFF / PICK-UP
- ATHLETE TRANSPORT MALL
- BRT STATION
- GYM
- MAIN DINING HALL
- POLYCLINIC
- PEDESTRIAN SCREENING AREA
- RESIDENT CENTRES
- RESIDENT CENTRES (24 HOURS)
- RIO 2016 SUPERSTORE
- TEAM WELCOME CEREMONIES
- VEHICLE PERMIT CHECKPOINT
- VEHICLE SCREENING AREA



# Paralympic Games Rio de Janeiro (overview)

## KEY

- BRT - Transcarioca
- BRT - Transoeste
- BRT - Transolímpica
- LRT
- Metro
- Railway

BARRA METRO STATION

PORT

AIRPORTS

GIG - TOM JOBIM INTERNATIONAL AIRPORT

SDU - SANTOS DUMONT DOMESTIC AIRPORT

GAMES FAMILY HOSPITAL

Rio 2016 HQ

BARRA OLYMPIC PARK

DEODORO OLYMPIC PARK

COMPETITION VENUES

FTC - FORT COPACABANA

GLO - MARINADA GLÓRIA

LAG - LAGOA STADIUM

OLS - OLYMPIC STADIUM

PON - PONTAL

RCP - RIOCENTRO

SBD - SAMBÓDROMO

MRC - MARACANÁ

PLV - PARALYMPIC VILLAGE

WINDSOR BARRA / WINDSOR OCEÂNICO

SHOPPING

SHOPPING LEBLON

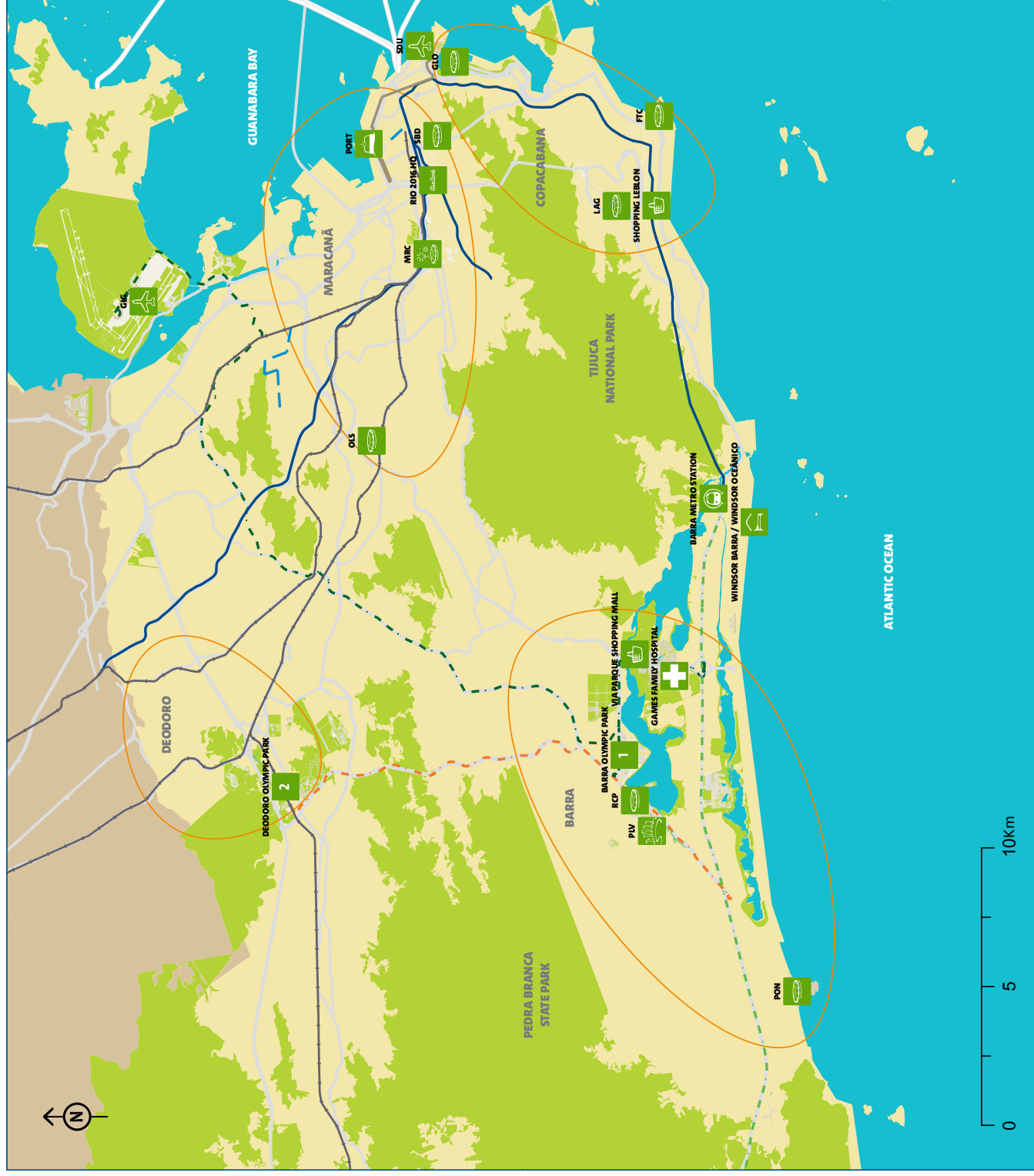
VIA PARQUE SHOPPING MALL

WINDSOR BARRA / WINDSOR OCEÂNICO

SHOPPING

SHOPPING LEBLON

VIA PARQUE SHOPPING MALL



# Barra Olympic Park (overview)

## KEY

COMPETITION VENUES

SECURITY PERIMETER

BRT - TRANSOLÍMPICA

BRT - TRANSCARIOCA

BRT - TERMINAL

WARM-UP AREA

MAIN PRESS CENTRE

INTERNATIONAL

BROADCAST CENTRE

CARIOCA ARENA 1

CARIOCA ARENA 2

CARIOCA ARENA 3

FUTURE ARENA

OLYMPIC AQUATICS STADIUM

OLYMPIC TENNIS CENTRE

RIO OLYMPIC ARENA

RIO OLYMPIC VELODROME

OLYMPIC PARK

PARALYMPIC VILLAGE





# Deodoro Olympic Park (overview)

## KEY

- COMPETITION VENUES
- SECURITY PERIMETER
- BRT - TRANSCARIOCA
- BRT - TRANSOLIMPICA
- RAILWAY LINE
- BRT STATION
- RAILWAY STATION
- WU
- A
- B
- 1
- 2
- 3
- 4





# Athletes' Park

## KEY

PEDESTRIAN FLOW

VEHICULAR FLOW

1 ATHLETES' TRAINING AREA: JUDO

2 ATHLETES' TRAINING AREA:  
SWIMMING / TRIATHLON

3 ATHLETES' TRAINING AREA:  
WHEELCHAIR BASKETBALL

4 ATHLETES' TRAINING AREA:  
WHEELCHAIR RUGBY

CHECK POINT

5 GOALBALL

TA LOAD ZONE

PSA
























VAC VEHICLE ACCESS CONTROL

VSA



# Wheelchair Basketball - Carioca Arena 1

## KEY

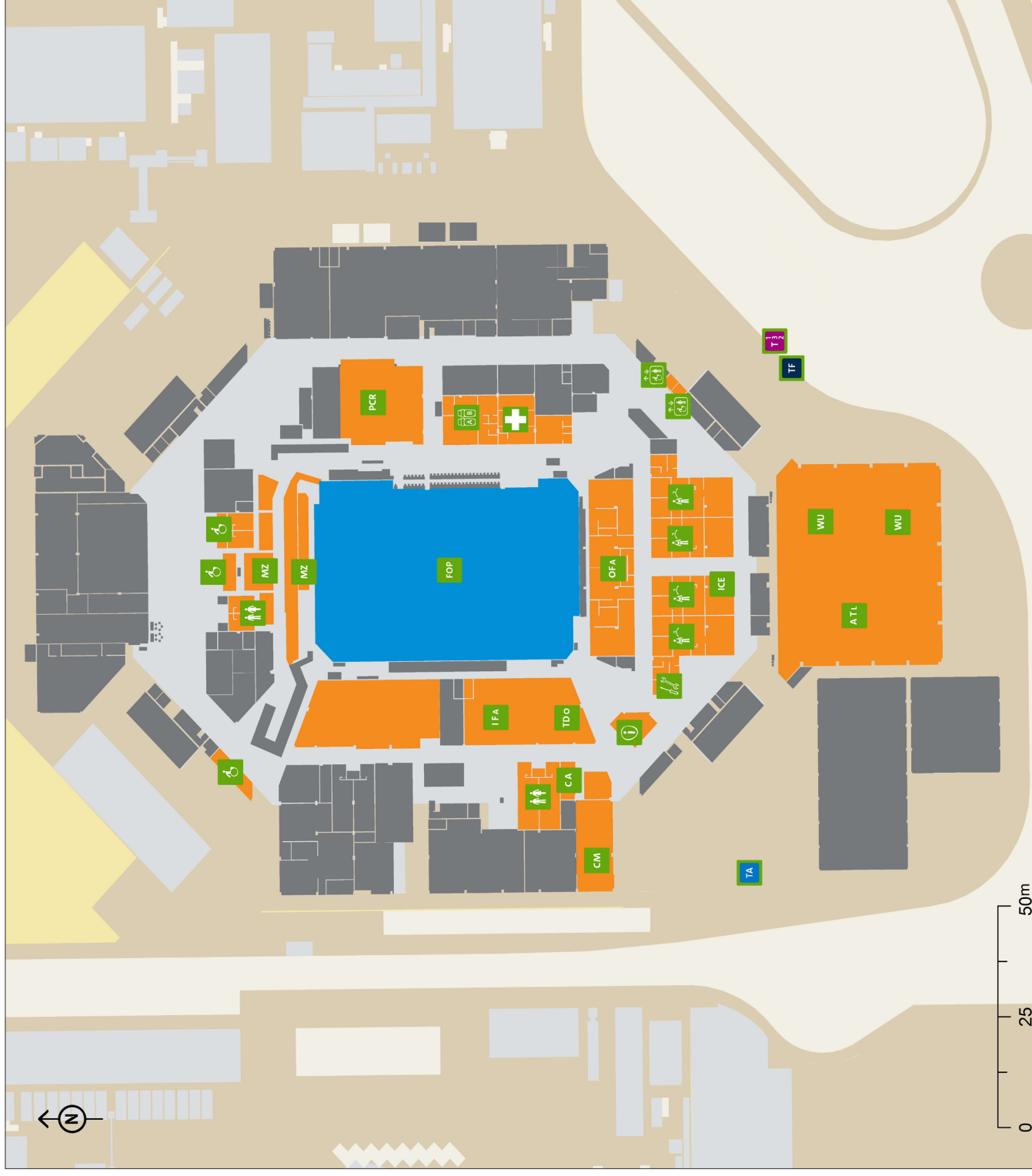
-  ACCESSIBLE TOILETS
-  ATHLETES' CHANGING ROOM
-  ATHLETES' ENTRANCE / EXIT
-  ATHLETES' LOAD ZONE
-  ATHLETES' LOUNGE
-  ATHLETES' MEDICAL POST
-  CLASSIFICATION AREA
-  COMPETITION MANAGEMENT
-  FIELD OF PLAY
-  IF WORK AREA
-  GAMES OFFICIALS' LOAD ZONE
-  ITO CHANGING ROOM
-  ITO LOUNGE
-  LIFT (IF / ATHLETES)
-  MIXED ZONE
-  NTO LOUNGE
-  PARALYMPIC FAMILY AND ITO / NTO ENTRANCE / EXIT
-  PARALYMPIC FAMILY LOAD ZONE
-  PRESS CONFERENCE ROOM
-  SPORT INFORMATION
-  TECHNICAL DELEGATES
-  WARM-UP AREA
-  WHEELCHAIR REPAIR ROOM



# Wheelchair Basketball - Rio Olympic Arena

## KEY

	ACCESSIBLE TOILETS
	ATHLETES' CHANGING ROOM
	ATHLETES' LOAD ZONE
	ATHLETES' LOUNGE
	ATHLETES' MEDICAL POST
	CLASSIFICATION AREA
	COMPETITION MANAGEMENT
	DOPING CONTROL
	FIELD OF PLAY
	GAMES OFFICIALS' LOAD ZONE
	GAMES OFFICIALS' LOUNGE AND WORK AREA
	ICE MACHINE
	IF WORK AREA
	LIFT
	MIXED ZONE
	PARALYMPIC FAMILY LOAD ZONE
	PRESS CONFERENCE ROOM
	SPORT INFORMATION
	TECHNICAL DELEGATES
	TOILETS
	WARM-UP AREA
	WHEELCHAIR REPAIR ROOM





# DAILY COMPETITION SCHEDULE

7-18 September

## Daily competition schedule

**Use this schedule to help you plan your Paralympic Games experience.**  
All competition schedules included in this guide are subject to change.

[illegible]



PATROCINADORES PARALÍMPICOS MUNDIAIS  
WORLDWIDE PARALYMPIC PARTNERS



PATROCINADORES OFICIAIS  
OFFICIAL SPONSORS



APOIADORES OFICIAIS  
OFFICIAL SUPPORTERS



FORNECEDORES OFICIAIS  
OFFICIAL SUPPLIERS

Casa da Moeda do Brasil Ceg EF Education First OFF! Ottobock 3 Corações

PARCEIROS GOVERNAMENTAIS  
GOVERNMENTAL PARTNERS



08.2016

This material shall not be duplicated by any means, except with prior and express consent (in writing) from the Organising Committee for the Rio 2016 Olympic and Paralympic Games. Authorizations for copy should be submitted by mail to [brandprotection@rio2016.com](mailto:brandprotection@rio2016.com)



Rio 2016 Organising Committee for the  
Olympic and Paralympic Games

[rio2016.com](http://rio2016.com)