



Cycling

Team Leaders' Guide





Welcome!

On behalf of the entire organising committee, it's an honour to introduce this Team Leaders' Guide for the Rio 2016 Paralympic Games. I would like to thank everyone at the IPC, the international federations, the NPCs and all stakeholders and partners for their support in the creation of these guides, as well as in helping us in our preparations for the athletes and teams at Games time.

We have been working for years to provide all the athletes with the best possible services and environments, in the Paralympic Village as well as the competition and training venues, and to ensure their maximum performance at the first-ever Paralympic Games in South America.

Some of the highlights of this guide include:

- Key dates and personnel
- Information on the competition format and rules
- Details on processes relating to competition and training
- Specific venue facilities and services, including transport information and maps
- General information on topics that are vital for all sports, such as medical services, doping control, accreditation and security

We trust that this publication will assist you in your planning for Games time and your stay here in Rio de Janeiro. If you require any additional information that has not been included in this guide, please do not hesitate to contact Rio 2016 competition management at your competition or training venue, or the Sport Information Centre or NPC Services Centre in the Paralympic Village.

Rio 2016 is ready to deliver a one-of-a-kind Games, and we are more than proud to welcome you and the rest of the world!

YOURS IN SPORT,

A handwritten signature in dark ink, appearing to read 'Rodrigo Garcia'.

RODRIGO GARCIA

Director of Sport, Rio 2016 Organising Committee

Contents

Competition Essentials	5
IPC Manufacturer Identification Guidelines: Cycling.....	11
Training.....	21
Cycling – Track	24
Competition Essentials.....	25
Competition: General information.....	30
Competition: General information.....	31
Training.....	36
Road	37
Competition: Essentials.....	38
Rio 2016 competition management.....	38
Medal events.....	39
Competition format	40
Competition schedule.....	41
Training.....	41
Technical Information	42
Feed zones	42
Team cars	42
Bikes Transport and Athletes/Team Officials Transport.....	43
Parking and access.....	44
Neutral Service	44
Rollers and turbo trainers	45
Ice and water distribution	45
Other venue facilities.....	45
Weather information.....	46
Pontal	46
Pre-competition procedures	47
Post Competition procedures	49

The Games	50
Accreditation	51
Team welcome ceremonies	54
Opening and Closing Ceremonies	54
Ticketing	56
Transport	57
Village	60
Requests for emergency assistance	65
Recycling.....	66
Electricity and adapters.....	66
Rio 2016	67
Notes	72
Maps	74
Daily competition schedule.....	87



COMPETITION ESSENTIALS

The Road Cycling competition at the Rio 2016 Paralympic Games will be held from Wednesday 14 September to Saturday 17 September at Pontal and on the roads of Rio de Janeiro. The competition will consist of 33 medal events. A total of 230 athletes may take part in competition. This figure comprises 145 men and 75 women, plus 10 bipartite commission places - five men and five women.

The Track Cycling competition at the Rio 2016 Games will be held from Thursday 8 September to Sunday 11 September 2016 at the Olympic Velodrome in the Barra Olympic Park. The competition will consist of 17 medal events. A maximum of 150 athletes may take part in competition. This figure comprises 100 men and 50 women from the B and C classes.

Key Dates

KEY DATES		
Date	Discipline	
15.08.2016	All	Sport entries final deadline (midnight, GMT -3)
31.08.2016	All	Paralympic Village official opening
	All	UNIFA training venue opens (daily until 17 September)
	All	Start of Velodrome training (daily until 7 September)
	All	
6.09.2016	Track	Confirmation of starters
	Track	Team managers' meeting
	Track	Distribution of rider numbers
7.09.2016	All	Paralympic Games Opening Ceremony
8-11.09.2016	Track	Track Cycling competition
13.19.2016	Road	Final confirmation of starters
13.09.2016	Road	Team managers' meeting
13.09.2016	Road	Distribution of riders numbers and transponders
14-17.09.2016	Road	Road Cycling competition
17.09.2016	Road	UNIFA training venue closes
18.09.2016	All	Paralympic Games Closing Ceremony
21.09.2016	All	Paralympic Village closes

UCI		
Technical Delegates	Louis Barbeau	CAN
	Christopher Bifrare	SUI

GAMES OFFICIALS			
Role	Discipline	Name	Country
President of the Commissaires Panel	Both	Gregory Griffiths	AUS
Secretary of the Commissaires Panel	Both	Catherine Gastou	FRA
International Technical Officials (ITOs)	Both	Nobuhiro Matsukura	JPN
		Randall Shafer	USA
		Ingo Rees	GER
		Peter Judez	SLO
		Thierry Diederer	BEL
		Hector Fabio Arcila Echeverry	COL
Chief Classifier	Both	Terrie Ann Moore	CAN
Classifiers	Both	Joan Hacken Steele-Mills	NED
		Andree Sasiain	ARG
National Technical Officials (NTOs)	Both	Iverson Ladewig	BRA
		Elaine Sirydakis	BRA
		Luis Fernando Vasconcellos	BRA
		Antônio Vink	BRA
		Ivyh Mayumi	BRA
		Alexandre Schneider	BRA
		Adegmar Pereira	BRA
		Regina Machado	BRA
		Katia Albuquerque	BRA
		Flávia Macieira	BRA

Competition rules

The Cycling competitions will be held in accordance with the editions of the following documents that are in force at the time of the Games.

THE UCI CYCLING REGULATIONS

(available at www.uci.ch/inside-uci/rules-and-regulations/regulations)

THE IPC HANDBOOK

(available at www.paralympic.org/the-ipc/handbook)

The UCI, working with Rio 2016 Cycling competition management, will be responsible for the technical control and direction of the Cycling competition at the Rio 2016 Paralympic Games.

Athlete Substitution Rules

An NPC may substitute an athlete between the close of entries (15 August 2016) and their delegation registration meeting (DRM) only if the substitution is in the same sport, medal event(s) and sport class. Substitute athletes must have met all qualification and eligibility criteria for the respective event(s), and must have signed the Eligibility Code Form. The NPC must have submitted an Accreditation Application for the substitute athlete by the deadline of 27 May 2016 (long list).

Substitutions may only be made for athletes who withdraw due to injury, illness or other special circumstances. All substitutions are subject to review and approval by the IPC. Absolutely no substitutions will be permitted after the DRM.

Classification

The purpose of the Paralympic sport classification system is to minimise the impact of impairment on the outcome of competition, so that the athletes who succeed in competition are those with the best anthropometry, physiology and psychology and who have enhanced them to best effect through hard training and quality coaching. To achieve this, athletes are grouped into classes according to how much their impairment impacts on their sport-specific performance.

All athletes at the Rio 2016 Paralympic Games must comply with their respective sport's eligibility criteria, as stipulated in the Rio 2016 Paralympic Games Qualification Guide. This also applies to athletes submitted by their NPCs using a Bipartite Commission application, by a Universality Wild Card (UWC) application, or as substitutes between the final entries deadline and the DRM (where applicable).

Athlete-specific classification data (sport class and sport class status) will be uploaded onto the Sport Entries system from the Classification Master Lists provided to Rio 2016 by the respective IFs by 30 June 2016, consistent with the IPC's zero-classification policy. NPCs should ensure that their athletes are classified before 30 June 2016. This will help to ensure that the online Sport Entries module is up to date, and will allow NPCs to enter their athletes into the correct events. The deadline for final sport entries is 15 August 2016 and any changes in classification occurring after this date (15 August) must be reported to the IPC and Rio 2016 immediately.

For full information on the classification rules specific to Cycling, see the Union Cycliste Internationale website and the Rio 2016 Paralympic Games Classification Guide, available on the Rio Exchange.

Classification Evaluation Period

For the Rio 2016 Paralympic Games, only athletes that have an International Sport Class and a Sport Class Status of Confirmed (C) or Review with a review date after 31 December 2016 (R2017 or later) by the date of final entry (15 August 2016) are able to enter the competition.

At the date of publication of this Guide, Classification Evaluation Periods are scoped to handle any unforeseen circumstance or exceptions. These are detailed in table A.

TABLE A: CLASSIFICATION EVALUATION PERIOD - CYCLING		
Date	Time	Location
4 September 2016 (visual impairment)	9.00 - 12.30	Visual Classification Room - PLV
	14.00 - 18.30	
5 September 2016	9.00 - 12.30	Classification Room - Velodrome
	14.00 - 18.30	
5 September 2016 (visual impairment)	9.00 - 12.30	Visual Classification Room - PLV
	14.00 - 18.30	
6 September 2016 (visual impairment)	9.00 - 12.30	Visual Classification Room - PLV
	14.00 - 18.30	

Athletes' classification will take place at the respective sport's competition or training venue with the exception of classification for athletes with visual impairment (VI). This will take place in Visual Classification Evaluation Area located at the Paralympic Village.

All athletes that are required to undergo classification at Games time are required to arrive at the Games prior to the first day of the relevant sport's Classification Evaluation Period. Details on final date and time to present for classification will be communicated to each NPC after 15 August 2016.

Athletes and NPCs, through the Chef de Mission, are responsible for ensuring athletes:

- Are present for classification at least 30 minutes before their scheduled classification time.
- Bring all equipment, attire and medical information as requested by the IF classification rules and regulations.
Note: some IFs may require that medical information be submitted in advance of classification. This information should be sent directly to the IF.
- Are accompanied by an interpreter if they do not speak English.
- Are accompanied by a member of the NPC delegation. This is mandatory for athletes under age 18.

Classification outcomes will be published by the times listed below at the sport information desks (at the venue) and at the classification information desk in sport information centre (SIC) at the Paralympic Village.

TABLE B: DAILY CLASSIFICATION SESSIONS AND OUTCOME POSTING	
Session Times	Classification Outcome Posting Deadlines
9.00 - 12.30	14.00
14.00 - 18.30	20.00

For full details of classification at the Games, including information on protests, appeals and First Appearance principles, please refer to the Rio 2016 Paralympic Games Classification Guide.

Clothing and Equipment

Clothing and equipment used by athletes and other participants in the Cycling competition at the Paralympic Games must comply with the documents listed below.

- UCI Cycling Regulations (available at www.uci.ch/inside-uci/rules-and-regulations/regulations)
- The IPC Handbook (available at www.paralympic.org/the-ipc/handbook)
- The IPC Manufacturer Identification Guidelines for the Rio 2016 Paralympic Games (available at www.paralympic.org)

IPC Manufacturer Guidelines for the Rio 2016 Paralympic Games


One of the key factors that differentiate the Paralympic Games from other sporting events is the visual presentation of the Games, which includes the 'look' of the participants, the venues and the field of play.

Pursuant to the IPC Handbook, Section I, Sub-Section 3 (Paralympic Games Principles), no form of publicity or propaganda, commercial or otherwise, may appear on persons, sportswear, accessories or, more generally, on any article of clothing or equipment whatsoever worn or used by persons participating in the Paralympic Games, except for the Identification of the Manufacturer of the article or equipment concerned, provided that such identification shall not be marked conspicuously for advertising purposes.

An authorised identification may only be used in compliance with the terms of the IPC Handbook, the present guidelines or as further approved in writing by the IPC.

The IPC reserves the right to prohibit the use of any authorised identification on any given item in order to ensure the spirit of the principles of the IPC Handbook and these guidelines are respected.

Below, please find the sport-specific guidelines from the IPC Manufacturer Identification Guidelines for the Rio 2016 Paralympic Games. However, all NPCs are strongly advised to refer to the complete IPC Manufacturer Identification Guidelines document for detailed information and instruction on the rules governing clothing, shoes, accessories, sporting equipment and mobility equipment at the Games.



IPC MANUFACTURER IDENTIFICATION GUIDELINES: CYCLING

ITEM	APPLICATION OF IPC MANUFACTURER IDENTIFICATION GUIDELINES
Clothing	
T-shirt/singlet	One Identification of the Manufacturer per clothing item will be permitted, to a maximum size of 25cm ² .
Pants/ ³ / ₄ pants/long pants/ short pants	
Tracksuit/Warm-up suit/ Jersey/ Bib shorts/	One additional Product Technology Identification will be permitted per clothing item, to a maximum size of 10cm ² .
Rain Cape	
Skinsuit	Where skinsuits are used in competition, one Identification of the Manufacturer and one Product Technology Identification shall be permitted above the waist and below the waist, in accordance with the maximum size noted above, however these identifications shall not be placed immediately adjacent to each other.
Equipment	
Road and Track Bicycles Tandems	All sport equipment items may carry the Identification of the Manufacturer as generally used on products sold through the retail trade during the period of six (6) months or more prior to the Games
Handcycles	
Tricycles	
Wheels	
Helmet	
Accessories	
Armband	One Identification of the Manufacturer will be permitted, to a maximum size of 6cm ² .
Shoe covers	
Arm warmers	
Gloves	One Identification of the Manufacturer will be permitted, to a maximum size of 8cm ² .
Socks	One Identification of the Manufacturer will be permitted, to a maximum size of 10cm ² .
Eyewear	May carry the Identification of the Manufacturer as generally used on products sold through the retail trade during the period of six (6) months or more prior to the Games, with no Identification of the Manufacturer permitted on the lenses.
Bag	One Identification of the Manufacturer per item will be permitted, not greater than 10% of the surface area of the item, to a maximum size of 60cm ² .
Shoes/footwear	
Shoes	All footwear items may carry the Identification of the Manufacturer as generally used on products sold through the retail trade during the period of six (6) months or more prior to the Games.

Mobility Equipment	
Prosthetics	May carry the Identification of the Manufacturer as generally used on products sold through the retail trade during the period of six (6) months or more prior to the Games.

IF-specific technical requirements

The following IF technical requirements apply in relation to the General Guidelines:

SECTION 7. THIRD PARTY IDENTIFICATIONS (ATHLETE NAMES)

The rider's name may appear but is not mandatory on the back of the jersey according to UCI article 1.3.057.

SECTION 9. MAXIMISING NATIONAL AND PARALYMPIC IDENTITY

No IF specific regulations with regard to National Identifications, section 9 of the General Guidelines applies.

SECTION 11. HOMOLOGATION MARKS

For Road and Track Bicycles: The label "UCI Frame/Fork" on approved frames and forks is mandatory for new frames and forks in compliance with the UCI Approval Protocol for Frames and Forks.

For Prosthetics and Adaptations: The label "UCI Classification" is mandatory on prosthetics and adaptations which have been approved under the new procedure since 2015.

SECTION 17. SUBMISSION PROCESS

Each licence holder shall ensure that the equipment he/she uses on the occasion of Road and Track events shall be approved by the UCI according to the specifications of the Approval Protocols in force and available on the UCI Website according to UCI article 1.3.001bis.

NPCs shall submit to the commissaries' panel at rider confirmation, a sample of their national team clothing for validation.

Doping control

Rio 2016 is committed to delivering a world-class anti-doping programme during the Paralympic Games. In partnership with the IPC, Rio 2016's anti-doping programme will ensure that the integrity of sport is upheld, while protecting the rights and health of the athletes.

The programme will conduct testing anytime and anywhere, without prior notice, from 31 August to 18 September 2016 and will follow collection procedures consistent with the IPC Anti-Doping Code and the World Anti-Doping Code. Sample analysis will be conducted at the WADA-accredited laboratory in Rio de Janeiro.

Full details of doping control procedures are available in the Rio 2016 Doping Control Guide, which may be downloaded from the Rio Exchange (<https://rioexchange.rio2016.com/>). Printed copies of the guide will be available in all doping control stations during the Games. NPCs should also note that a brief guide to doping control procedures will be distributed to all athletes.

Rio 2016 encourages NPCs to take proactive and comprehensive measures to ensure athletes, support personnel and medical staff are informed of, for example, the anti-doping rules and procedures that will be in place during the Games, the WADA Prohibited List and the importance of drug-free sport.

More information about the post-racing doping control procedures is provided on page 18 below.

ATHLETE PERSONAL EQUIPMENT TRANSPORT

Athlete Personal Equipment Transport – Bikes

Arrival

Athletes will be responsible for organising the transport of their bikes until their arrival at the airport in Rio. At the curbside of the airport, (Rio de Janeiro International Airport [GIG] Terminal 1 and Terminal 2, and Santos Dumont [SDU]), the Rio 2016 Logistics team will load bikes and equipment stored in bags or boxes onto trucks or buses, along with all other luggage. Upon arrival to the Paralympic Village, athletes will collect their equipment and luggage, and take these through the Welcome Centre security process. Rio 2016 Logistics will again be available inside the Paralympic Village to move luggage and bikes to the condominium, where they will again be under the responsibility of the athlete to store. For Track Cycling, athletes can check in their bikes and equipment for transfer to the Velodrome, once on the clean side of the Welcome Centre - more details below.

Paralympic Village to Venue (Training and Competition)

NPCs that intend to transport their own equipment and/or athletes and team officials between the Paralympic Village and venue may use their own additional team vehicles.

Athletes/team officials that will take a bus from the village to their venue, can carry bikes and equipment stored in bags or boxes, on or under the bus if space is available.

On competition and official training days, Rio 2016 Logistics will provide vehicles to transport all Paralympic bikes, from the Paralympic Village to Forte Copacabana (Road Race), Pontal (Time Trial), and Velodrome (Track). More details on final timings and location for loading will be available through the Rio 2016 exchange, the SIC at the Village, and the SID at the venue.

Booking

Athletes or Team Officials will be required to book onto these scheduled trucks at the Logistics Desk in the NPC Services Centre at least 24 hours in advance of the departure.

Check-in

Athletes must deliver their bike to the designated sports check-in area at the posted times. Here they will be required to sign their equipment over to Rio 2016 and will receive a ticket, which they must present to reclaim their bike at the venue. Athletes will hand their bike over to Cycling sport team, who together with Logistics will load the bikes into the trucks.

Reclaiming bikes at the venue

The bikes will then be transported to the venue and unloaded into the bike storage area. Teams may collect their bikes from Cycling sport team at this location with their ticket.

Track Cycling

Rio 2016 Logistics will offer shuttles to the Velodrome on official training and competition days for those athletes wishing to take their road bikes to the venue to train on. However, it is also assumed that Track cycling teams will need to have their track bikes, rollers and other equipment transported to venue upon arrival at the Paralympic Village.

On the clean side of the Welcome Centre, athletes will see a Sport Equipment Check-in desk where they can check in their track bikes and equipment. Rio 2016 Logistics will be available to receive the bikes from the athletes 24 hours per day from 31 August to 7 September, inclusive.

The athletes will be required to sign over their bikes and will be given a receipt to reclaim them at the Velodrome. All equipment should be clearly marked with the country name and NPC code. Rio 2016 Logistics will deliver bikes and equipment as soon as possible in order to allow the athletes to train as early as possible.

All equipment will be delivered to the designated drop off point near the team containers and a representative of the NPC should be present to receive these items on venue. Large teams should make contact with Rio 2016 Logistics through NCS services to ensure all arrival details are communicated to Logistics.

Return post-competition

Athletes wishing to transport their bikes from venue back to the Paralympic Village must check their bike back into the Cycling Sport team at the required time after competition. Rio 2016 Logistics will use the same ticket system as before to enable the athlete to reclaim their bike in the village. Bikes will be brought to the Village by Logistics vehicles and delivered to the place from which the bikes were originally checked in. If the Logistics vehicle does not follow the bus, athletes will be required to collect their bikes from this area at the designated time.

Large teams needing assistance moving equipment back to the Paralympic Village may book logistics support at the Logistics desk in the NPC Services Centre. Again all bikes and equipment should be clearly labelled with the NPC 3 letter code and a representative of the NPC should be present to receive the delivery at the Paralympic Village.

Water bottles

Water bottles with a capacity of 500ml will be provided to all Cycling athletes in accordance with the table below. Bottles will be distributed to a representative of each NPC.

Please note that all water bottles used in training and competition must meet the requirements of the IPC Manufacturer Guidelines for the Rio 2016 Paralympic Games.

RIDERS	BOTTLES PER RIDER	DISTRIBUTION
All athletes	Six bottles	Velodrome, available for collection from teams' arrival
Road Cycling athletes	Additional six bottles	Team managers' meeting

Sport Information Centre (SIC) and Sport Information Desks (SIDs)

The Sport Information Centre (SIC) in the Paralympic Village will contain a desk serving each sport/discipline and provide sport information to NPCs throughout the Games. The SIC is located in the residential zone, in close proximity to the Entertainment Centre. It is open to Chefs de Mission, Deputy Chefs de Mission, team leaders and team officials (Ac and Ao). NPCs should note that it is not open to athletes.

The services provided at the SIC are:

- Dissemination of general sport information through electronic sport publications (also available on the Rio Exchange) and discussions with sport-specific staff
- Access to official results, draw/start lists and other key competition information, including schedule updates where required
- Provision of training schedule information and, where available, assistance with booking and changing training sessions
- Assistance with the communication of key information from IFs and Rio 2016 to NPCs
- Other sport-specific services
- Information on transport services and bookings for team-sport transport
- Ordering of Athlete Training Meals (48 hours in advance)
- Classification desk

The SIC will already be open on 31 August, the day the Paralympic Village officially opens, and will be open every day throughout the Games. The hours of operation will be as follows:

SIC DATES	HOURS OF OPERATION
28-30 August 2016	8.00 - 20.00
31 August – 17 September 2016	7.00 - 22.00*
18 September 2016	7.00 – 18.00
19 September 2016	8.00 - 12.00

* The SIC will close at 18.00 on 7 September due to the Opening Ceremony.

Upon arrival in the Village, Team Leaders are strongly encouraged to visit their relevant SIDs in the SIC to introduce themselves and register their contact information to facilitate any necessary communication.

The SID at the Velodromo will open on every training and competition day, from one hour prior to the start of training/competition until one hour after the end of training/competition.

The SID at Pontal will open one hour and 30 minutes prior to the start of competition and close one hour after the end of competition.

Info+

Info+ is the official Games information system. It offers a range of content as outlined in the table below and includes near real-time results. Info+ will go live on 31 August 2016 and will be available in English only.

CONTENT AVAILABLE ON INFO+	
Background	Historical data, statistics, competition formats, rules, criteria and venue descriptions.
Biographies	Athlete biographies, profiles of teams, coaches, referees, judges and NPCs.
Ceremonies	Details about ceremonies (medal, opening and closing), including timings and participants.
Games news	Flash quotes, press conference highlights, sport previews, news articles, statistical reports, media communications and IPC news.
Medals	Medal rankings by sport, overall rankings, medallists by day and sport/event.
Records	World and Paralympic records, including current records, record holders and new or equalled records.
Results	Competition results viewable by sport, date and country. Includes entry lists, start lists and additional sport-specific reports.
Schedules	Competition and non-competition schedules, including press conferences, IPC and cultural activities.
Transport	Transport schedules and maps.
Weather	Real-time weather conditions and forecasts.

Info+ workstations will be provided in the following locations:

- **Competition venues in team and athlete areas, including Athletes' Lounges**
- **Paralympic Village (NPC Services Centre, press workroom, resident centres, Sport Information Centre, Village Protocol Office and Welcome Centre)**

myInfo+

myInfo+ is a web-based service that will allow users to access Info+ from their own PC, laptop or tablet wherever there is access to the internet, whether in a Paralympic or non-Paralympic venue.

myInfo+ allows access to the same information available at dedicated Info+ workstations, including schedules, near real-time results, medals, records, biographies, news, historical results and transport information.

The menu, Games news, biographies and background sections of myInfo+ are compatible with screen reading software for blind and visually impaired users.

myInfo+ accounts will be free of charge. Each NPC will receive a number of accounts calculated based on its delegation size. Registration tokens will be distributed to NPCs after the DRM.

In NPC offices where the delegation size is at least 25, an Info+ workstation with an info printer will be replaced with an additional internet PC on which myInfo+ accounts can be used.

myInfo+ provides the following useful features, which are not available at dedicated Info+ workstations:

- User customisation (for example, myInfo+ users can create their own schedules by selecting only the sports and events that interest them)
- Message alerts via text/SMS or email, containing information such as world records
- Bookmarking of results, reports and other significant Games information
- Hyperlinking to other key websites, such as the IPC and IFs
- Downloadable results books
- Ability to copy and paste information from results and news reports.

POST-COMPETITION PROCEDURES

Doping control

Athletes selected for doping control will be notified in person and escorted to the Doping Control Station by an anti-doping chaperone as soon as practically possible after they have finished competing. The athlete will be advised of the type of sample that they are being asked to provide - urine and/or blood, of the rights and responsibilities when undergoing doping control and will be directed to sign the Athlete Notification Form. It is the responsibility of the athlete to remain under continuous observation of the anti-doping chaperone after notification. For details of the doping control programme at Rio 2016, see p13.

Mixed zone

All competition venues will include a mixed zone, where accredited press, including reporters of the Paralympic News Service (PNS), will interview athletes as they leave the field of play. All athletes must pass through the mixed zone as they leave the field of play, but are not obliged to speak.

As they leave the field of play, athletes will pass through the mixed zone. Reporters from the PNS will also work in the mixed zone to gather athlete comments that will then be uploaded to Info+ (see pXXX) and distributed as flash quotes. These will be available to all accredited people at the Games.

NPC Press Attachés will be permitted to meet their athletes on the pathway of the mixed zone, but this is limited to the press section only. Press Attachés must be wearing their armband (distributed by the IPC) and must abide by the agreed rules of conduct.

Press conferences

During the Paralympic Games, mixed zones will be the primary area for athlete interviews. Press conferences will only be held at competition venues when they make sense editorially and when the media request them. The updated schedule of press conferences will be available on Info+ and myInfo+.

NPC press conferences may also take place in the Main Press Centre (MPC) or the Paralympic Village at any time during the Games. NPCs must book these press conferences no later than the day before they are scheduled to occur, through the on-site Press Conference Booking Office, at the MPC.

For press conferences at the MPC, professional interpreters will be available to provide simultaneous interpretation in English, French, Portuguese, Spanish, Japanese and Chinese. For medal-round press conferences at competition venues, consecutive interpretation will be provided according to need.

Results distribution

Different from past Games, there will not be regular distribution of printed results to the NPCs. For certain reports, a limited number of copies will be distributed to team leaders at the SID. Results for all sports will also be available through Info+/myInfo+ and the Rio 2016 official website; see p19.

No later than 24 hours after all competition for a discipline has ended, a results book containing all results and competition-related reports for that discipline will be made available for download in PDF format on the Rio 2016 official website. The Rio 2016 official website will be available until 31 December 2016.

Victory Ceremonies

All Victory Ceremonies will be conducted in English and Portuguese, and will occur at all competition venues, as per the date and time indicated in the sport competition schedule.

There will be a five-minute briefing for medallists before the Victory Ceremony, during which athletes will be shown the route along which they will be led and reminded of the procedures they will need to follow. Only the athletes may be present at this briefing, unless otherwise indicated. There will also be a briefing for coaches and team officials before the finals.

Athlete escorts will lead athletes to the podium for the Victory Ceremony. During the medal presentation, accreditation must either be temporarily surrendered to the Victory Ceremony coordinator or hidden out of sight. No participant in the Victory Ceremony should have flags, mascots, a mobile phone, a camera, headphones, sport equipment or other items on them during the ceremony. If any athlete is in possession of any of these items, they must be passed to the Victory Ceremony coordinator for the duration of the Ceremony. Athletes must be wearing their NPC tracksuits or agreed uniform (sport dependent). Please also note that no one other than athletes and those who are part of the Sport Presentation Victory Ceremonies team may be part of the Victory Ceremony.

Upon completion of the photo opportunity after the Victory Ceremony, each athlete will be required to pass through the mixed zone, unless indicated by the athlete escorts and the Rio 2016 Sport Manager.

During the Victory Ceremony, the Doping Control team is required to keep athletes in its line of sight at all times; therefore, it is imperative that athletes do not deviate from the prescribed routes outlined in the briefing.

Medals and Diplomas

Medals and diplomas will be awarded in each event as follows:

- 1st place: A gold medal, a diploma and a Paralympic medallist's pin.
- 2nd place: A silver medal, a diploma and a Paralympic medallist's pin.
- 3rd place: A bronze medal, a diploma and a Paralympic medallist's pin.
- 4th–8th places: A diploma.

KEY VENUE SERVICES

Catering services

All competition venues will have a refreshment station which will contain whole fruit, bottled water, Powerade and other Coca-Cola beverages. The refreshment station will be located in the Athletes' Lounge in both venues.

Athletes and team officials may bring food into competition venues. However, please note that only non-perishable items will be allowed, as there is no refrigeration available.

Athlete Venue Meals (AVMs)

A cold-packed meal will be available for collection at Pontal for team officials, and will not have to be ordered in advance. The meals will consist of a sandwich, a salad, a fruit salad and a sweet item.

For special dietary requirements, a form is available at the SIC in the Village. The form must be completed at least 48 hours in advance of the meal service and submitted at the SIC.

Because of the proximity of the Velodrome to the Paralympic Village, Track Cycling athletes will not receive a meal at the competition venue.

Language services

Rio 2016 Language Services Assistants (LSA) will provide volunteer interpretation services at competition venues. The LSAs may be identified by the pin or pins on their uniform specifying the languages they speak.

At the Paralympic games, LSAs will be covering English, Portuguese, French, German, Chinese (Mandarin), Italian, Russian and Spanish. Subject to volunteer availability, Rio 2016 will also offer interpretation services for Arabic, Greek, Hungarian, Japanese, Korean, and Slovakian. Specific languages will vary by venue. For information about the languages offered at your venue(s), or to request language assistance, contact Rio 2016 Cycling competition management, who will coordinate with Rio 2016 language services.

NPC requests for language services should be made by 17.00 the day before the service will be needed. Late requests will be considered on a case-by-case basis.

Unlike in past Games, there will be no 24-hour over-the-phone interpretation service during the Rio 2016 Paralympic Games.

Medical services and facilities

Medical services at all competition venues will be provided at athlete medical stations, complete with a doctor, nurse and physiotherapist and supported by a number of ambulances. Outside of the venues, the polyclinic will provide additional medical services as well as the designated reference hospital.

Medical services in each competition venue will be managed by the Venue Medical Manager and the Medical Operations Manager. Rio 2016 medical services are designed based on the rules of each IF and the Paralympic rules for the sport. Medical services will generally be available from two hours before the start of competition until one hour after competition ends. However, times vary in some venues.

Full details on medical services at the Paralympic Games are available in the Rio 2016 Paralympic Games Healthcare Guide.

Training

Training for the Track Cycling competition will take place at Rio Olympic Velodrome, the competition venue, and at Air Force University (UNIFA), in the Deodoro zone. Training for the Road Cycling competition will take place at UNIFA.

The Velodrome will be open for training from Wednesday 31 August, the day the Paralympic Village opens, until 7 September, the day before competition starts.

All training equipment will be approved by UCI, and will comply with the IPC Manufacturer Identification Guidelines.

UNIFA will be open for training from 31 August until 17 September (the last day of the Road Cycling competition).

From 31 August to 7 September, Track Cycling teams will be allocated daily two-hour training sessions at the Velodrome on a strict rotational basis. Teams' scheduled training sessions will be available through the Cycling desk at the SIC in the Paralympic Village.

From 8 September until the last Track Cycling competition day, there will be no training sessions at the Velodrome, only warm-up sessions before the start of competition which will be open only to riders who are competing in that specific session. Athletes may train on these days at UNIFA.

Key information:

RIO OLYMPIC VELODROME

Av. Embaixador Abelardo Bueno, 3.401/30 Barra da Tijuca
Distance from Paralympic Village: 7km

AIR FORCE UNIVERSITY

Av. Marechal Fontenelle, 1900
Campo dos Afonsos
Rio de Janeiro - RJ
CEP: 21740-002
Distance from Paralympic Village: 17km

VELODROME TRAINING SESSIONS		
31 August	13.00 to 19.00	Scheduled training (1.5hr sessions)
1 September to 6 September	9.00 to 19.00	Scheduled training (2hr sessions)
7 September	7.00 to 11.00	Scheduled training (60min sessions); Velodrome closes at 12.00
8 September	9.00 to 9.50	Warm-up for riders competing in session CT01 only
	15.30 to 16.20	Warm-up for riders competing in session CT02 only
9 September	9.00 to 9.50	Warm-up for riders competing in session CT03 only
	15.30 to 16.20	Warm-up for riders competing in session CT04 only
10 September	9.00 to 9.50	Warm-up for riders competing in session CT05 only
	15.30 to 16.20	Warm-up for riders competing in session CT06 only
11 September	9.00 to 9.50	Warm-up for riders competing in session CT07 only

UNIFA Training

UNIFA will be open according to the schedule below; training sessions at UNIFA do not need to be booked in advance:

31 AUGUST:

11.30 – 17.00

1 TO 6 SEPTEMBER:

7.30 – 17.00

7 SEPTEMBER:

No training

8 – 17 SEPTEMBER:

7.30 – 17.00

UNIFA facilities and services

The Cycling Track and Road facilities at Air Force University will include one course of 4,000 meters and will be shared with Marathon.

Venue access

Rio 2016 Transport will transfer athletes between the Athlete Transport Mall at the Paralympic Village and the Athletes' Load Zone near the track at UNIFA. At Games time, bus service timetables will be available on Info+, at the SID at the Velodrome and at the SIC at the Paralympic Village.

Athletes' Lounge

There is an Athletes' Lounge located near the course area; the lounge will be shared with

training Marathon athletes. The Athletes' Lounge will include a refreshment station with water, PowerAde, and fruit.

Changing rooms and showers

Changing rooms with separate facilities for both men and women are located close to the course. Showers are available and will be shared with athletics. All the changing rooms are accessible.

Equipment Storage

Equipment may be stored in a secure space located close to the course.

Physiotherapy area

A space for physiotherapy services will be available inside the changing rooms.

Media area

There is a dedicated media space next to the course. Interviews with athletes or teams must be agreed by the athlete and the NPC or his/her representative.

~~CYCLING~~ – TRACK

Competition Essentials

The Track Cycling competition at the Rio 2016 Games will be held from Thursday 8 September to Sunday 11 September 2016 at the Olympic Velodrome in the Barra Olympic Park. The competition will consist of 17 medal events.

KEY DATES	
31 August 2016	Paralympic Village official opening
	Start of Velodrome training (daily until 7 September)
	Training venue opens (daily until 17 September)
6 September 2016	Confirmation of starters
6 September 2016	Team managers' meeting
6 September 2016	Distribution of rider numbers
7 September 2016 (Day 0)	Paralympic Games Opening Ceremony
8 September – 11 September	Track Cycling competition
18 September 2016 (Day 11)	Paralympic Games Closing Ceremony
21 September 2016	Paralympic Village closes

RIO 2016 TRACK CYCLING COMPETITION MANAGEMENT	
Cycling Manager	Sandra Kawasaki (BRA)
Track Cycling Manager	Beatriz Rezende (BRA)
Track Cycling Technical Operations Manager	Regina Barbieri (BRA)
Cycling Services Manager	Ana Barahona (HON)
Field of Play Coordinator	Fernando Fermino (BRA)
Cycling Sport Equipment Coordinator	Alexandre Coblenz (BRA)
IF & Technical Officials Services Coordinator	Jannis Marna (BRA)
Administrative Coordinator	Luana Leite (BRA)
Track Cycling Athletes Services/ Sport Information Coordinator	TBD

MEDAL EVENTS		
Men (9)	Women (7)	Mixed (1)
TIME TRIAL		
Kilo — C1-2-3*	500m — C1-2-3*	
Kilo — C4-5*	500m — C4-5*	
Kilo — B	Kilo — B	
PURSUIT		
Pursuit — C1	Pursuit — C1-2-3	
Pursuit — C2	Pursuit — C4	
Pursuit — C3	Pursuit — C5	
Pursuit — C4	Pursuit — B	
Pursuit — C5		
Pursuit — B		
SPRINT		
		Team Sprint C1-C5

The individual Time Trial events for men and women in C1-2-3 and C4-5 will be conducted as ‘factored’ events, in which the rider’s time will be multiplied by a factor to create the result.

COMPETITION FORMAT

Individual time trial

This event is contested on the track with a single athlete competing alone to record a time, and intermediate times are shown every lap. The rider with the fastest time after all riders have competed is the winner.

Pursuit

Pursuit is conducted with two athletes on the track at the same time starting on opposite sides. The riders will be paired in reverse order based on the ranking after the entries for the qualification phase. (Note: the pairing of athletes with similar impairments during the qualification phase will take precedence in order not to penalise or favour particular athletes.) Intermediate times are shown every 1000m. The riders with the two fastest times will race for the gold medal, while riders ranked third and fourth after qualifying will race for the bronze.

Team sprint

This event consists of two series. The first is a qualifying round raced over three laps by teams of three. Each rider leads for a lap before dropping back. The qualifying round is conducted with one team on the track competing alone to record a time and will determine seeding for the finals. The two fastest teams after the qualifying round will ride for the gold medal, and the two teams ranked third and fourth will ride for the bronze. Other teams will be ranked based on their times in the qualifying round.

TRACK CYCLING COMPETITION SCHEDULE

Changes to the competition schedule will be communicated to NPCs through the SIC and the SID at the Velodrome. For details of both, see p16. Changes will also appear on Info+.

THURSDAY 8 SEPTEMBER 2016 (DAY 1), RIO OLYMPIC VELODROME		
CT01 10.00 - 12.35	10.00 - 10.39	Women's Individual Pursuit - C 1-3 qualifying
	10.42 - 11.17	Women's Individual Pursuit - C4 qualifying
	11.19 - 11.54	Women's Individual Pursuit - C5 qualifying
	11.57 - 12.34	Men's Individual Pursuit - B qualifying
CT02 16.30 - 18.15	16.30 - 16.45	Women's Individual Pursuit - C 1-3 finals
	16.46 - 17.01	Women's Individual Pursuit - C4 finals
	17.01 - 17.11	Women's Individual Pursuit - C 1-3 victory ceremony
	17.12 - 17.27	Women's Individual Pursuit - C5 finals
	17.27 - 17.37	Women's Individual Pursuit - C4 victory ceremony
	17.38 - 17.53	Men's Individual Pursuit - B finals
	17.53 - 18.03	Women's Individual Pursuit - C5 victory ceremony
	18.03 - 18.13	Men's Individual Pursuit - B victory ceremony

FRIDAY 9 SEPTEMBER 2016 (DAY 2), RIO OLYMPIC VELODROME		
CT03 10.00 - 12.55	10.00 - 10.48	Women's Individual Kilo - B finals
	10.50 - 11.22	Men's Individual Pursuit – C1 qualifying
	11.22 - 11.32	Women's Individual Kilo - B victory ceremony
	11.34 - 12.13	Men's Individual Pursuit - C2 qualifying
	12.13 - 12.53	Men's Individual Pursuit - C3 qualifying
CT04 16.30 - 19.30	16.30 - 17.57	Men's Individual Kilo - C4-5 finals
	17.58 - 18.13	Men's Individual Pursuit - C1 finals
	18.13 - 18.23	Men's Individual Kilo - C4-5 victory ceremony
	18.25 - 18.40	Men's Individual Pursuit - C2 finals
	18.40 - 18.50	Men's Individual Pursuit - C1 victory ceremony
	18.52 - 19.07	Men's Individual Pursuit - C3 finals
	19.07 - 19.17	Men's Individual Pursuit - C2 victory ceremony
	19.17 - 19.27	Men's Individual Pursuit - C3 victory ceremony
SATURDAY 10 SEPTEMBER 2016 (DAY 3), RIO OLYMPIC VELODROME		
CT05 10.00 - 12.45	10.00 - 10.36	Women's Individual 500m - C 1-3 finals
	10.38 - 11.38	Men's Individual Pursuit - C4. qualifying
	11.38 - 11.48	Women's Individual 500m - C 1-3 victory ceremony
	11.50 - 12.42	Men's Individual Pursuit - C5 qualifying
CT06 16.30 - 19.50	16.30 - 17.54	Men's Individual Kilo – C 1-3 finals
	17.54 - 18.39	Women's Individual 500m - C 4-5 finals
	18.39 - 18.49	Men's Individual Kilo - C1-C3 victory ceremony
	18.49 - 19.04	Men's Individual Pursuit - C4 finals
	19.04 - 19.14	Women's Individual 500m - C 4-5 victory ceremony
	19.15 - 19.30	Men's Individual Pursuit - C5 finals
	19.30 - 19.40	Men's Individual Pursuit - C4 victory ceremony
	19.40 - 19.50	Men's Individual Pursuit - C5 victory ceremony

SUNDAY 11 SEPTEMBER 2016 (DAY 4), RIO OLYMPIC VELODROME		
CT07 10.00 - 13.30	10.00 - 10.45	Women's Individual Pursuit - B qualifying
	10.47 - 11.32	Mixed Team Sprint - C1-5 qualifying
	11.34 - 12.28	Men's Individual Kilo - B finals
	12.30 - 12.45	Women's Individual Pursuit - B finals
	12.45 - 12.55	Men's Individual Kilo - B victory ceremony
	12.57 - 13.06	Mixed Team Sprint - C1-5 finals
	13.06 - 13.16	Women's Individual Pursuit - B victory ceremony
	13.16 - 13.26	Mixed Team Sprint - C1-5 victory ceremony
	10.00 - 10.45	Women's Individual Pursuit - B qualifying



COMPETITION: GENERAL INFORMATION

Competition: General information

Athlete Personal Equipment Transport: Track Cycling

See p.14.

PRE-COMPETITION PROCEDURES

Confirmation of starters, licence control and kit check

DATE:

6 September 2016

TIME:

14.00 – 15.00

LOCATION:

Rio Olympic Velodrome

A representative from each NPC must attend in order to confirm their starters for the Track Cycling events. All NPCs must present licences for all entered riders, and must also present an example of race clothing that will be worn by their riders in order to ensure that it complies with the IPC Handbook, Paralympic Charter and the IPC Manufacturer Identification Guidelines (see p12).

Track Cycling team managers' meeting

DATE:

6 September 2016

TIME:

17.00 – 18.00

LOCATION:

Rio Olympic Velodrome

The team managers' meeting will be held in accordance with the UCI Regulations. Personnel in attendance will include the UCI Technical Delegate, the PCP, Games officials, the Rio 2016 Cycling Manager, the Rio 2016 Track Cycling Manager and anti-doping officers. All team managers must attend the meeting, which will provide critical information required for athletes during competition, including information on regulations, track centre operations and protocols.

Distribution of rider numbers

DATE:

6 September 2016

TIME:

After the team managers' meeting

LOCATION:

Rio Olympic Velodrome

A representative from each NPC must attend in order to collect their riders' numbers for Track Cycling events.

COMPETITION PROCEDURES

Warm-up

The track will be open for warm-up for 50 minutes before the start of each competition session, for riders competing in that session only. This warm-up will end 10 minutes before the competition session.

Bike weighing/measuring procedure

All bicycles must conform to the principles and design parameters stated in the UCI Cycling Regulations. In particular, the Games officials will be measuring and weighing all bicycles used in competition before the rider enters the track. All bicycles must be presented to the Games officials in reasonable time for them to carry out these checks. Further checks may be carried out at any time during competition.

Access to the track

During racing, each team/rider is allowed one coach on the track safety run-off zone. Spectating from the track access gate landings or ramps is not allowed.

Rider waiting area

A waiting area has been designated for all riders to wait in before their race. All riders are requested to arrive at this area in good time, and to access the track from these seats when directed.

Accredited/team seating

Accredited seating for athletes and team officials is located in the upper seating bowl, south access. All athletes and team officials must wear their accreditation to access these seats.

Video recording

Any filming at the Rio 2016 Paralympic Games by Athletes/Competition Partners/Team Official/Games Officials ('Participants') will require prior written approval from the IPC and will only be allowed from the Participants designated platform in the stands. Filming is only allowed with non-professional camera equipment. The IPC will be entitled to decide whether camera equipment is to be considered of 'professional standard' for the purpose of this policy. IPC Policy says the camera must be a 'non-broadcast camera', i.e. a camera that is used for domestic use rather than for commercial high-end broadcasting.

For more information please visit <https://www.paralympic.org/rio-2016/guides-and-policies> and download the Photography and Filming at the Rio 2016 Paralympic Games form.

Completed forms should be submitted to:

SASCHA BECK

BROADCASTING MANAGER

International Paralympic Committee

sascha.beck@paralympic.org

NPC filming area

Only one team member per NPC is allowed to access the dedicated filming platform available in the centre of the concourse. LAN will be available. NPCs will have to book dedicated positions daily at the SIC at the Paralympic Village or at the SID at the venue.

Blue zone accreditation is required to access the area.

POST-COMPETITION PROCEDURES

Leaving the track

All athletes must leave the track from the back straight access gate, following the exit route through the mixed zone. Athletes will be directed through the mixed zone.

After each final, medal winners will be directed to the Victory Ceremonies waiting area unless otherwise instructed. For information on doping control, press conferences, results distribution and Victory Ceremony post-competition procedures, see p19.

COMPETITION: VENUE INFORMATION

The Rio Olympic Velodrome will host the Track Cycling events during the Paralympic Games. After the Games, it will become an integral part of the Olympic and Paralympic Training Centre, leaving an important legacy for the sport in Brazil. In addition, it will be equipped to host future international events. The gross capacity during the Paralympic Games is approximately 5,600.

Key information

RIO OLYMPIC VELODROME

Av. Embaixador Abelardo Bueno, 3.401/30 Barra da Tijuca

Distance from Paralympic Village: 7km

VENUE ACCESS

Rio 2016 Transport will transfer athletes and team officials between the Athlete Transport Mall at the Paralympic Village and the Athletes' Load Zone at the venue. Bus service timetables will be available at Games time on Info+, at the SIC at the Paralympic Village, and at the SID at the venue. The Athletes' Load Zone is outside the Velodrome, close to the team cabins. Signs will direct athletes from the load zone to the Velodrome.

Rio 2016 strongly recommends the use of the official transport system. Every NPC will be responsible for its equipment and riders' safety if any athlete decides to cycle the route between the Paralympic Village and the Velodrome. Riders will be allowed to access the Olympic park by the East Entrance. Signage boards to get to the Velodrome will be distributed along the path. Traffic lanes must be respected.

VENUE FACILITIES AND SERVICES

The following facilities and services will be available at Velodrome:

Athletes' Lounge

The Athletes' Lounge is situated on the ground floor immediately next to the Athletes' Entrance. Amenities will include refreshments, tables and chairs, and a television.

Bike maintenance and repair

Shimano Neutral Service will be available to competing athletes in a pen in the track infield centre three days before the start of competition and throughout the competition period at no charge.

Catering services

See p13.

Changing rooms, toilets and showers

Changing rooms, toilets and showers for athletes are located on the ground floor, close to the Athletes' Entrance to the venue.

In addition to the toilets in the changing rooms, there are athlete toilets located at the south ramp access to the infield.

Doping control station

The doping control station at the Velodrome is located on the ground floor, beside the Athletes' Changing Rooms. For details of doping control at the Rio 2016 Paralympic Games, please see p20.

Internet access

Wi-Fi access will be available in the Athletes' Lounge. Login details will be available in the lounge and from the SID.

Lost and found

All reports of lost items at the Velodrome should be directed to the SID (see below). This is also the location to which all found items should be delivered.

Medical services and facilities

See p21.

Sport Information Desk (SID)

The SID at the Velodrome is located on the ground floor immediately next to the Athletes' Entrance with Athletes' Lounge. For details of the SID's opening hours and for services provided, please see p16.

Team cabins

Storage containers for bikes and equipment will be allocated to teams according to the numbers of riders entered for each team. The containers are located outside the Velodrome in the north part of the site, and are accessible from the Athletes' Entrance, the Athletes' Load Zones and the track centre (through the tunnel). Each container is equipped with power and lighting. The area containing the storage containers will be guarded by security 24 hours a day.

Upon arrival at the Velodrome, teams should report to the competition management to collect their cabin key. All keys must be signed for upon collection; NPCs will be charged R\$500.00 for each unreturned key. Teams may only use the cabin that has been allocated to them.

Team pens

Each team will be allocated a pen within the track centre, the size of which will be determined by the numbers of riders entered for each team. Team pens will be equipped with chairs, an internet port and a power socket (220V). Teams will also be allocated space for use of rollers and, if required, an area for their bike racks. All rollers and bike racks must be kept within the designated areas.

A limited number of rollers and turbo trainers will be available for teams to take on loan if required. The rollers and turbo trainers may be collected from the sport equipment team in the team cabins area and will be distributed daily on a first-come, first-served basis.

Training

See p.21.



ROAD

Competition: Essentials

The Road Cycling competition at the Rio 2016 Paralympic Games will be held from Wednesday 14 to Saturday 17 September at Pontal. A total of 320 athletes may take part in the Road Cycling competition. This figure comprises 150 male and 80 female athletes.

Key dates

KEY DATES	
31.08.2016	Paralympic Village official opening
	UNIFA Training Venue opens (daily until 17 September)
6.9.2016	Confirmation of starters
7.09.2016	Paralympic Games Opening Ceremony
12.9.2016	Games officials' meeting
13.9.2016	Final confirmation of starters
13.9.2016	Team managers' meeting
13.9.2016	Distribution of rider numbers
14-17.09.2016	Road Cycling competition
17.09.2016	UNIFA training venue closes
18.09.2016	Paralympic Games Closing Ceremony
21.09.2016	Paralympic Village closes

Rio 2016 competition management

CYCLING MANAGER	Sandra Kawasaki
ROAD CYCLING MANAGER	Isabel Fernandes
ROAD CYCLING SERVICES MANAGER	Diego Andrade
ROAD CYCLING TECHNICAL OPERATIONS MANAGER	Marina Theophilo

Medal events

MEDAL EVENTS		
Men (19)	Women (13)	Mixed (1)
Road Race		
Road Race - H2**	Road Race - H2-3-4**	Mixed Team Relay – H2-H5**
Road Race - H3	Road Race - H5	
Road Race - H4	Road Race - C1-2-3	
Road Race - H5	Road Race - C4-5	
Road Race - C1-2-3	Road Race - B	
Road Race - C4-5	Road Race - T1-2	
Road Race - B		
Road Race - T1-2		
Time Trial		
Time Trial - H2**	Time Trial* - H2-3**	
Time Trial - H3	Time Trial* - H4-5	
Time Trial - H4	Time Trial* - C1-2-3	
Time Trial - H5	Time Trial - C4	
Time Trial - C1	Time Trial - C5	
Time Trial - C2	Time Trial - B	
Time Trial - C3	Time Trial* - T1-2	
Time Trial - C4		
Time Trial - C5		
Time Trial - B		
Time Trial* - T1-2		

* Factored events (Rules article 16.01.005)

** Athletes in sport class H1 are eligible to race in the H2 class but without any factor.

Competition format

Road Race

The Road Race events will be conducted as mass-start events on a looped course.

Time Trial

The Time Trial events will be conducted as individual start events, with riders starting at identical intervals.

Team Relay

The Team Relay event will be conducted as a mass-start event on a looped course. Each team will consist of three riders, with no baton or other physical contact required to enact the relays.

Each rider on the team will complete one lap of the course before the first rider starts his or her second lap, with the riders riding in the same order for their second lap as they did for their first. Depending on the size of the course, each athlete will be required to complete a total of 2 or 3 laps.

Competition schedule

14/09/2016	Race No	New Time	Course	Laps	Total Km	Mins	Gender	Class	Athletes*	Event	Final/MC	Course
	1	8:00-11:30	10	2	20	210	Men	C 2	18	Time Trial	Final	P 1A - 10km
	2		10	2	20		Women	C 5	8	Time Trial	Final	P 1A - 10km
	3		10	2	20		Women	C 4	10	Time Trial	Final	P 1A - 10km
	4		10	2	20		Men	C 1	9	Time Trial	Final	P 1A - 10km
	5		10	2	20		Women	C 1-3	12	Time Trial	Final	P 1A - 10km
	6		10	2	20		Men	H 5	10	Time Trial	Final	P 1A - 10km
	7		10	2	20		Men	H 4	10	Time Trial	Final	P 1A - 10km
	8		10	2	20		Men	H 3	14	Time Trial	Final	P 1A - 10km
	9		10	2	20		Women	H 4-5	15	Time Trial	Final	P 1A - 10km
	10		10	2	20		Men	H 1-2	9	Time Trial	Final	P 1A - 10km
	11		10	2	20		Women	H 1-3	12	Time Trial	Final	P 1A - 10km
	Cerimonies	11:30-13:00				90	All			Time Trial	Medal	
	Break											
	12	13:30-16:00	15	2	30	150	Men	B	22	Time Trial	Final	P 1B - 15km
	13		15	2	30		Men	C 5	15	Time Trial	Final	P 1B - 15km
	14		15	2	30		Men	C 4	16	Time Trial	Final	P 1B - 15km
	15		15	2	30		Men	C 3	15	Time Trial	Final	P 1B - 15km
	16		15	2	30		Women	B	15	Time Trial	Final	P 1B - 15km
	17		15	1	15		Men	T 1-2	12	Time Trial	Final	P 1B - 15km
	18		15	1	15		Women	T 1-2	8	Time Trial	Final	P 1B - 15km
	Cerimonies	16:00-17:00				60	All				Medal	
15/09/2016	Race No	Time	Course	Laps	Total Km	Mins	Gender	Class	Athletes*	Event	Final/MC	Course
	1	9:30-11:35	15	4	60	105	Men	H 5	10	Road Race	Final	P 2 - 15km
	2	9:35-11:30	15	3	45	95	Men	H 1-2	9	Road Race	Final	P 2 - 15km
	Cerimonies	11:45-12:00				20	All				Medal	
	Break											
	3	12:15-14:15	15	3	45	90	Women	H 5	8	Road Race	Final	P 2 - 15km
	4	12:20-14:15	15	3	45	100	Women	H 1-4	19	Road Race	Final	P 2 - 15km
	5	14:15-16:15	15	4	60	100	Men	H 4	10	Road Race	Final	P 2 - 15km
	6	14:20-16:25	15	4	60	100	Men	H 3	14	Road Race	Final	P 2 - 15km
	Cerimonies	16:35-17:05				40	All				Medal	
16/09/2016	Race No	Time	Course	Laps	Total Km	Mins	Gender	Class	Athletes*	Event	Final/MC	Course
	1	9:30-11:55	23,7	3	71	120	Men	C 1-3	42	Road Race	Final	P 3 - 23,7km
	2	9:35-11:45	23,7	2	47	115	Women	C 1-3	12	Road Race	Final	P 3 - 23,7km
	Cerimonies	12:05 - 12:20				20	All				Medal	
	Break											
	3	13:00-14:20	15	2	30	70	Men	T 1-2	12	Road Race	Final	P 2 - 15km
	4	13:05-14:40	15	2	30	80	Women	T 1-2	8	Road Race	Final	P 2 - 15km
	5	15:10-15:55	2,5		22,5	45	Mixed	H 1-5	Teams	Team relay	Final	P 4 - 2,5km
	Cerimonies	16:05-16:30				30	All				Medal	
17/09/2016	Race No	Time	Course	Laps	Total Km	Mins	Gender	Class	Athletes*	Event	Final/MC	Course
	1	9:30-12:05	15/30	2/2	84,5	150	Men	C 4-5	21	Road Race	Final	P 5 - 45km
	2	9:35-12:15	15/30	3/1	75	130	Women	C 4-5	18	Road Race	Final	P 5 - 45km
	Cerimonies	12:25-12:40				20	All				Medal	
	Break											
	3	13:00-16:20	15/30	4/2	114,5	195	Men	B	22	Road Race	Final	P 5 - 45km
	4	13:05-15:55	15/30	2/2	84,5	150	Women	B	15	Road Race	Final	P 5 - 45km
	Cerimonies	16:30-16:45				20	All				Medal	
*Estimated numbers												

Training

For information regarding training, see p 21.

Technical Information

TEAM LEADERS' MEETINGS

The team leaders' meetings will be held in accordance with the UCI Regulations in the presence of the Commissaire President, the UCI technical delegate, the ITOs, the Rio 2016 cycling manager, the Rio 2016 road cycling manager and anti-doping officers. All team managers are required to attend the meeting, which will provide critical information on subjects such as venue access, accreditation, protocols and feed zone operations.

CONFIRMATION OF STARTERS

A representative from each NPC must attend in order to confirm their starters. All NPCs must present licences for all entered riders, and must also present an example of the race clothing that will be worn by their riders in order to ensure that it complies with the rules.

DISTRIBUTION OF RIDERS' NUMBERS AND TRANSPONDERS

A representative from each NPC must attend in order to collect their riders' numbers and transponders.

Feed zones

The main feed zone will be located before the finish line on the right side and after the finish line on the left side (when applicable).

For the course P5, a second feed zone will be available in Grumari circuit (beginning of Grota Funda climb).

Feed zone accreditations for personnel (bracelets) and vehicles (FZ stickers) will be distributed with race numbers, and access will be limited to one vehicle per team in each feed zone parking.

All the details will be provided in the Race Manual.

Team cars

All NPCs will receive a "Cycling Car" with a roof rack. The model of the car is Nissan Livina. The roof rack has capacity for seven bikes (four complete and three with the front wheel) and 12 wheels; the rack will be adapted for tandem bikes. The cars will be distributed in a specific parking located in the Paralympic Village.

The Cycling Cars provided by Rio 2016 will be identified with a VAPP giving access to the Paralympic Village and the Road Cycling venue (competition and training).

For the Road Cycling competition days the NPCs can use a maximum of one extra car, the dimension of this car should be a 15 places van maximum. The VAPP for this extra car will be distributed on the day of the Team Managers' meeting and give access to the Road Cycling venue and the Feeding zone parking and it is valid only in the Road Cycling competition days. In order to receive the extra cars' VAPPs, the NPCs will have to present the passport and driving license of the cars' drivers and they should have a valid accreditation or a CTVP.

Bikes Transport and Athletes/Team Officials Transport.

BIKES TRANSPORT

Training days

NPCs are responsible to transport their own bikes and materials in their own vehicles.

Competition days

Rio 2016 will provide trucks for the bikes transport and buses for the mechanics to follow the trucks in a convoy that will arrive to the venue 2h30m before the start of the races, both for Road Races and Time Trial. After the race finishes, a similar convoy will be organised on the way back to the Paralympic Village.

The estimated journey time is 15 minutes for Pontal venue. Please see the competition procedures section.

The detailed and updated departures' schedule will be available at the SIC and at the SIDs.

ATHLETES/TEAM OFFICIALS TRANSPORT

Athlete/Team Officials transport by bus will be provided from the Paralympic Village to the training venue and competition venue. Accredited access through your OIAC card is required to use the TA bus service.

All athletes and team officials will need to pass through the PSA, except the cars' drivers who will pass through the VSA. Rio 2016 strongly recommends that all athletes and team officials (except the drivers) use the buses to access the venue.

Training days

A shuttle system will be available between the Paralympic Village and UNIFA.

The detailed and updated shuttle schedule will be available at the SIC.

Competition days

The bus transport system will be provided for athletes and team officials on the following schedule. At Games time, up-to-date transport information will be available on Info+, at the SIC at the Paralympic Village, and at the SID at the venue:

DATES	SERVICE	DEPARTING FROM		EST. TRAVEL TIME: 20 MINUTES	
		PARALYMPIC VILLAGE ATHLETE TRANSPORT MALL	PONTAL	FREQUENCY	ATTENDING TO
13 September	Departure	9.00 AM	16.00	Not applicable. Transfer.	Familiarisation

14 September	Departure	5.00	-	Not applicable. Transfer.	Competition
	Departure	6.00	18.00		
15 September	Departure	6.30	-	Not applicable. Transfer.	Competition
	Departure	7.30	12.30		
	Departure	10.15	15.15		
	Departure	12.15	17.30		
16 September	Departure	6.30	-	Not applicable. Transfer.	Competition
	Departure	7.30	12.45		
	Departure	11.00	15.40		
	Departure	13.00	17.00		
17 September	Departure	6.30	-	Not applicable. Transfer.	Competition
	Departure	7.30	13.15		
	Departure	11.00	17.00		

Parking and access

Parking for NPC race vehicles is available within the competition venue next to the team tents (zone 4). This parking area is restricted to NPC race vehicles only.

Cars following the race will be identified with yellow stickers and cars not following the race with blue stickers. Those stickers will be distributed on the days of the team leaders' meetings.

NPC cars that will be used in Feeding Zone will park in zone 5 (building side of Avenida Lúcio Costa). Those vehicles can access the feeding area parking anytime using the route that will be indicated in the Race Manual. The access is limited to one car per NPC with FZ sticker.

NPC cars with no access to the venue will be allowed temporary access to a load zone, which will allow NPCs to unload equipment and transfer it to their tent area. Access to this area for these vehicles will be strictly restricted to a set timetable. After all equipment has been unloaded, the vehicles must then be moved out of the venue and parked in a nearby parking area (zone 8 – Estrada Benvindo de Novaes).

Neutral Service

Neutral Service will be available to competing athletes throughout the races and on the competition venue.

Rollers and turbo trainers

Rio 2016 will provide a limited number of turbo trainers and rollers. They may be collected from the Sport Equipment Storage, from where they will need to be signed in and out.

NPCs will be charged for any equipment that is not returned or is returned in a badly damaged condition. A warm-up area with turbo trainers will also be available in the start area for Time Trial.

Ice and water distribution

Ice will be available in the Village and in the venue (distributed in the Sport Equipment Storage) in the competition days.

Bottled water and Powerade will be available in the Athletes' lounge as well as near the finish line after the race in the competition days. Bottled water and Powerade will also be distributed to a representative of each NPC on the days of the team leaders' meetings.

A cold pack meal for team officials who will remain all the day in the venue on competition days will be available for pick-up in the Athletes' Lounge. NPCs have to confirm their requests by 48h in advance.

Other venue facilities

The following facilities will be available at the venue:

Athletes' Lounge

The Athletes' Lounge in the venue will include seating, televisions showing the competition feed, a refreshment station and the Sport Information Desk (SID; see p16). Water and ice may also be collected from the Athletes' Lounge.

Changing rooms

Changing rooms with separate facilities for men and women will be available for athletes.

Towels

There will be towels available during the competition period at the Sport Equipment Storage at each venue. Please note that towels will not be available during the training period.

Internet access

Free Wi-Fi internet access is available in the Athletes' Lounge. All properly accredited individuals will be able to access the wireless internet at the venue by accessing the Self Service Internet Portal on their personal device and creating a login and password.

Lost and found

All reports of lost items should be directed to the SID. This is also the location to which all found items should be delivered.

Medical services and facilities

See p.21.

Sport Information Desk (SID)

The SID is located in the Athletes' Lounge. For details of the services it will provide, please see p16.

Team tents

Allocated team tents will be available at Pontal. All team tents will have limited power facilities. Please be sure to purchase in advance the proper equipment for your needs and your team's needs. For additional information regarding electrical outlets, please see pXX.

TEAMS' SOIGNERS AREA

The access to the start area and finish area will be limited to one person per NPC with a finish area bracelet.

VICTORY CEREMONY PREPARATION TENT

One tent will be available for the preparation of the athletes for the victory ceremony.

Access to this tent will be limited to one person per NPC with finish area bracelet.

ACCREDITED/TEAM SEATING

For Pontal, there will be a seating area available close to the Athletes' Medical Post. Athletes and team officials will need venue accreditation to access this area. Due to limited capacity, access is not guaranteed with a valid accreditation.

Weather information

Rio de Janeiro as a whole benefits from a mild to warm climate during the winter month of August. Based on statistics from recent years, teams can expect an average daily high of around 21-22°C (70-72°F) in the Copacabana and Barra zones. On average, relative humidity ranges from a minimum of around 60 per cent to a maximum of around 80 per cent during this period. The average monthly rainfall during August is 53 millimetres in the Copacabana zone and 42 millimetres in the Barra zone; the prevailing winds are from the south-west and south-east.

At Games time, forecasters from governmental meteorology institutions will be located in the Sport Operations Centre and will provide regular weather forecasts for all venues that will be staging outdoor sports. Up-to-date forecasts will be available on Info+.

Pontal

KEY INFORMATION

PONTAL

Praça Tim Maia, Av. Lucio Costa
Recreio

Estimated journey time from Paralympic Village Transport Mall: 15 minutes.

Further information on many aspects of the Road Races and Time Trial, including a complete and detailed set of maps and course description, may be found in the Race Manual, distributed separately to NPCs.

Pre-competition procedures

TIME	ACTIVITY	LOCATION (IF APPLICABLE)
13 SEPTEMBER (TUESDAY)		
9.00/ 10.00	Confirmation of starters	Athletes' Lounge
10.00/ 15.00	Riders familiarization	Course
15.15/ 16.00	Team managers' meeting Numbers and transponders distribution	Athletes' Lounge
TIME TRIAL		
14 September (Wednesday)		
7.00	Bike check starts	Start area
8.00	Start of the Time Trial (1st session)	
11.30	Finish of the Time Trial (1st session)	
11.30/ 13.00	Award Ceremony (1st session)	
13.30	Start of the Time Trial (2nd session)	
16.00	Finish of the Time Trial (2nd session)	
16.00/ 17.00	Award Ceremony (2nd session)	
ROAD RACES		
15 September (Thursday)		
8.00	Nations' sign-on	Start area
9.30	Start of the Road Races (1st session)	
11.35	Finish of the Road Races (1st session)	

11.45/ 12.00	Award Ceremony (1st session)		
12.15	Start of the Road Races (2nd session)		
16.25	Finish of the Road Races (2nd session)		
16.35/ 17.05	Award Ceremony (2nd session)		

ROAD RACES			
16 September (Friday)			
8.00	Nations' sign-on	Start area	
9.30	Start of the Road Races (1st session)		
11.55	Finish of the Road Races (1st session)		
12.05/ 12.20	Award Ceremony (1st session)		
13.00	Start of the Road Races (2nd session)		
15.55	Finish of the Road Races (2nd session)		
16.05/ 16.30	Award Ceremony (2nd session)		

ROAD RACES			
17 September (Saturday)			
8.00	Nations' sign-on	Start area	
9.30	Start of the Road Races (1st session)		
12.15	Finish of the Road Races (1st session)		
12.25/ 12.40	Award Ceremony (1st session)		
13.00	Start of the Road Races (2nd session)		
16.20	Finish of the Road Races (2nd session)		
16.30/ 16.45	Award Ceremony (2nd session)		

Post Competition procedures

Road races

After the end of the Road Races, riders will leave the field of play on the right, passing through the mixed zone en route to the teams' area. Transponders will also be removed at this stage.

The first three riders will be escorted from the moment they cross the finish line to attend the several procedures: mixed zone, award ceremony, anti-doping control and press conference. The escorts will indicate to the athletes the order to follow.

For information on mixed zone procedures, media conferences, results distribution and victory ceremonies, see p18-19.

Time Trial

All athletes must pass through the mixed zone after their Time Trial event, before returning to the athletes' area. Transponders will also be removed at this stage.

Athletes who complete their Time Trial in one of the three fastest times recorded at that point in the competition are required to take a position on the 'hot seat' next to the mixed zone. If an athlete's time is subsequently beaten and he/she drops outside the top three, he/she will be replaced on the hot seat.

The first three riders will be escorted from the moment they cross the finish line to attend the several procedures: hot seat, award ceremony, mixed zone, anti-doping control and press conference. The escorts will indicate to the athletes the order to follow.

For information on doping control, see p13. For media conferences, results distribution and victory ceremony procedures post-competition, see pp18-19.

Doping control station

The doping control station at Pontal is located near the Athletes' Medical Post.

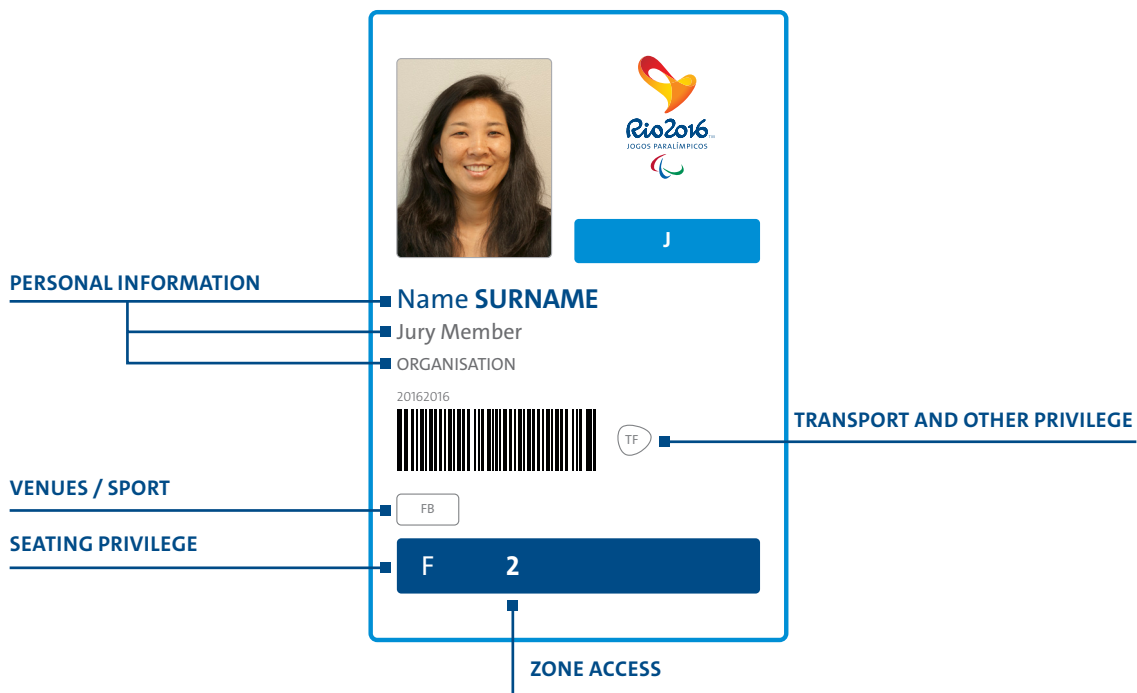
For details of doping control at the Rio 2016 Paralympic Games, please see p13.



THE GAMES

Accreditation

The Organising Committee of the Rio 2016 Olympic and Paralympic Games issues a Paralympic Identity and Accreditation Card (PIAC) to each individual participating in the Rio 2016 Paralympic Games. Each PIAC establishes the identity of its holder. Before validation at the Delegation Registration Meeting, the PIAC is referred to as a Pre-Valid Card (PVC).



Pre-Valid Card (PVC) or Paralympic Identity and Card (PIAC) holders may enter Brazil through any port of entry multiple times from 5 July to 28 October 2016, without requiring a separate entry visa, upon presentation of their card and a valid identity document (valid until 31 December 2016 and with information that matches the information on their application for accreditation. The following NPC categories are eligible for a visa waiver: Aa, Ab, Ac, Am, Ao, As, P, NPC (including NPC drivers), NPC** and X category, if the accreditation applications were submitted by the deadline of 27 May 2016.

All PVCs used for entry into Brazil must be validated to become a PIAC for the individual to perform their Games-time role. After the DRM and from the official opening of the Paralympic Village on 31 August 2016 to 18 September, the day of the Closing Ceremony, eligible delegation members will be able to validate their accreditation at the Welcome Centre. Once the PVC has been validated, it becomes a Paralympic Identity and Accreditation Card (PIAC). The PIAC allows access to Paralympic Games venues.

Paralympic Village guest pass holders will not receive a PVC and are therefore not eligible for a visa waiver. They will need to obtain their own visa if required to enter Brazil.

Individuals using their PVC or PIAC as a visa waiver to enter Brazil must ensure that their identity document is valid until at least 31 December 2016. The identity document used to enter Brazil must match the information provided during the application for accreditation.

Accreditation facilities

During the Paralympic Games, the Accreditation Centre at the Paralympic Village Welcome Centre will serve as the primary accreditation centre for athletes and team officials.

Venue Accreditation Offices (VAOs) will be located in close proximity to venues. The table below shows the accreditation facilities available and the services that will be provided at each.

FACILITY	POPULATION	VALIDATION	CARD PRODUCTION	PHOTO CAPTURE	HELP OFFICE
Tom Jobim International Airport (GIG)	All	✓	✗	✗	✗
Paralympic Village (Welcome Centre)	NPCs	✓	✓	✓	✓
Paralympic Family Accreditation Centre (Windsor Barra Hotel)	Paralympic Family and NPCs	✓	✓	✓	✓
Venue Accreditation Offices (VAOs)*	All	✓	✓*	✗	✗
Media Accreditation Centre	Press and broadcast	✓	✓	✓	✓
Uniform and Accreditation Centre – (UAC)	All	✓	✓	✓	✓

*Card replacement only.

HOURS OF OPERATION OF THE AIRPORT AND ACCREDITATION CENTRES:

Tom Jobim International Airport (GIG)

DATE	OPENING TIME	CLOSING TIME
5 July 2016	6.00	00.00 (midnight)

Paralympic Village Accreditation Centre

DATE	OPENING TIME	CLOSING TIME
28-30 August 2016	7.00	23.00
31 August 2016	8.00	23.00

1-18 September 2016	7.00	23.00
19 September 2016	7.00	18.00
20-21 September 2016	9.00	18.00

Paralympic Family Accreditation Centre

DATE	OPENING TIME	CLOSING TIME
30 August - 1 September 2016	9.00	18.00
2-6 September 2016	8.00	23.00
7-17 September 2016	8.00	20.00
18 September 2016	8.00	18.00

Media Accreditation Centre

DATE	OPENING TIME	CLOSING TIME
22-31 August 2016	8.00	16.30
1-17 September 2016	7.00	20.00
18 September 2016	7.00	17.00

Outside hours of operation, accreditation services will be available based on the data present in the Arrivals & Departures System (ADS).

Accreditation codes

The Accreditation Card Operating System assigns access privileges according to a privilege matrix that includes any function performing an official role at the Games. The privileges are based on accreditation zones and are printed on the PIAC along with the individual's personal information, function and responsible organisation. At sport venues the privileges give access to accreditation zones as described below:

ZONE	ACCESS ENTITLEMENTS
Blue (colour)	Field of Play - Competition Areas
Red (colour)	Operational areas
White (colour)	Accredited Persons Circulation Areas
2	Athlete preparation area

4	Press areas
5	Broadcast areas
6	Paralympic Family Areas

At the Paralympic Village, the Village Plaza is open to any appropriately accredited population (those with the PLV privilege code on their PIAC) including visitors (with a Guest Pass), while access to the Residential Zone is limited to those either staying or working within:

ZONE	ACCESS ENTITLEMENTS
R	Paralympic Village Residential Zone

Lost, stolen or damaged cards

If a PVC is stolen, lost or damaged (for example, torn or water-damaged) before the PVC holder's arrival in Brazil, it will not be reissued. The individual must make their own immigration arrangements to enter Brazil, if necessary. Upon arrival in Brazil, they must go to one of the accreditation centres listed in the above table their PIAC to be issued. Please note the following:

- The individual concerned must make a written, signed declaration.
- A lost or stolen PIAC will be cancelled in the accreditation system, and will not be reactivated, even if found at a later date.
- A lost, stolen or damaged PIAC will be reissued as soon as possible, after notification has been submitted and the individual has presented a valid form of identification. The valid form of identification must be the one which was used in their application for accreditation.

Team welcome ceremonies

The team welcome ceremonies (TWCs) are the official welcome to all NPCs participating in the Rio 2016 Paralympic Games and will take place in the Paralympic Village Plaza from 31 August to 6 September 2016 between 9.30 and 17.30. The exact date and time will be confirmed by your NPC. Each TWC will last no more than 35 minutes and will involve a maximum of five NPCs.

Opening and Closing Ceremonies

OPENING CEREMONY

The Rio 2016 Opening Ceremony will be held at Maracanã Stadium on 7 September 2016 from 18.15 to 21.00. The pre-show will begin at 17.30, and the Athletes' Parade will begin at 18.40. Please note that these timings are subject to change.

According to IPC guidelines, all athletes and team officials (Aa, Ab, Ac, Am, Ao and As) are eligible to take part in the Athletes' Parade. Athletes and team officials will march by virtue of their accreditation. All marching athletes and officials will be transported by bus to Maracanã Stadium for the Opening Ceremony. Transport services for marching athletes and officials on the day of the Opening Ceremony will be available from the Paralympic Village only. All marching athletes and officials staying outside the Paralympic Village will need to make their way to the Paralympic Village prior to their delegation's departure time to use the provided transport to Maracanã Stadium. Departures from the Paralympic Village will take place in waves. Travel to Maracanã Stadium will take approximately 45 minutes.

Upon arrival at Maracanã, marching athletes and officials will be guided to the preparation area, where they will stay with their delegation. At a determined time, athletes and team officials will be marshalled to the northern entrance of Maracanã Stadium in compliance with the marching order of the Athletes' Parade, determined by the Brazilian alphabet and according to IPC protocol, with Brazil marching in last. Delegations will enter the Maracanã Stadium and parade across the field of play past the Presidential Box, in view of the audience, before being directed to the reserved athlete seating. Athletes will sit for the remainder of the ceremony, which is scheduled to conclude at 21.00.

An early departures service will be available for athletes and officials wishing to leave the ceremony immediately after they parade. The early departures process will start immediately after the first nation finishes parading. However, buses will only depart when they are full, so athletes may be required to wait.

After the ceremony, all remaining athletes will be transferred to the Paralympic Village. There will be no scheduled times or boarding order for departures; the buses will depart once full.

Closing Ceremony

The Rio 2016 Paralympic Games Closing Ceremony will be held at Maracanã Stadium on 18 September 2016 at 20.00. Athletes will enter Maracanã Stadium prior to the pre-show, which will begin at 19.30. The ceremony is scheduled to conclude at 22.30. The ceremony finish time is subject to minor changes.

There will be a Closing-Ceremony-focused Chefs de Mission meeting at the Paralympic Village on 17 September 2016 at 7.30. Following the meeting, each NPC will be able to collect specific information regarding exact timings from the NPC Services Centre.

Delegations will be transferred from the Paralympic Village to the Maracanã Stadium by bus, along a similar route to the one used for the Opening Ceremony.

Branding regulations for parading athletes and officials

During the Opening and Closing Ceremonies, athletes may not display any materials that contain any type of publicity or propaganda – commercial, political or otherwise. No cameras or hand-held video recorders, including mobile phones, can be used during the parade. All ceremonies uniforms must follow the Rio 2016 uniform guidelines and the IPC Handbook.

Ticketing

During their own discipline's competitions, athletes and officials may access the Athletes' Stand without a ticket upon presentation of their PIAC.

Different Discipline Spectating Athletes (DDAs) and officials

Rio 2016 is offering a limited number of complimentary tickets for athletes (Aa), athlete competition partners (Ab) and officials (Ao) to the A stand at competition venues for all sport disciplines.

NPCs may request complimentary tickets for their delegation members two days prior to the event, through an electronic ticket request system available through the Rio Exchange. NPC Relations and Services will allocate tickets according to availability, as the demand for complimentary tickets is expected to exceed supply for many venues.

Different discipline athletes (DDA) transport to venues

A dedicated transport service will be provided for team sport venues or venues where Rio 2016 anticipates a high demand of athletes wishing to spectate. The dedicated transport service for spectating athletes/officials will be available on competition days only. The service will run from the Athlete Transport Mall at the Paralympic Village to the front-of-house area at specific cluster/competition venues. The frequency of the service and type of vehicle (coach or bus) will depend on the sport/competition session.

For venues where dedicated transport services will not be available to travel to the venue to spectate, same discipline athletes (SDAs) and different discipline athletes (DDAs), as well as accredited team officials, will be able to use the existing competition TA system. In this case, priority will always be given to competing athletes.

Athlete family and friends (AF&F) tickets

Rio 2016 will guarantee two tickets per athlete (Aa) and athlete competition partner (Ab), per session, for their family members and friends, with the exception of swimming, where one ticket per athlete will be offered. Once the designated tickets have been collected, no further tickets will be issued.

Ticket box offices

Ticket box offices will be located at competition venues and shopping malls (Shopping Leblon and Via Parque). Box office opening hours and dates at shopping malls and venues vary. Updated information can be found on Rio 2016's website (<https://ingressos.rio2016.com>). There will also be a ticket box office in the Paralympic Village Plaza, which will be open from 31 August to 18 September from 9.00 until 21.00 (according to Village Plaza opening hours).

Ticket touting

It is a criminal offence to resell Rio 2016 tickets for a price over the face value, and infractions may result in legal action. Unauthorised resale or misuse of Rio 2016 tickets may be considered a violation of the Rio 2016 Terms and Conditions of Ticket Purchase and may result in the tickets being declared void and the ticket holder being denied entry to the venue. Any misuse of tickets acquired via the AF&F or DDA ticketing programmes may result in a loss of future ticketing privileges.

Transport

A summary of transport at the Games follows. Please note that full details of transport services at the Games, including timetables, may be found on Info+.

Athletes/NPC transport system (TA)

The Transport for Athletes (TA) system will provide “bubble-to-bubble” transport services for athletes and NPC team officials (Aa, Ab, Ac, Am, Ao and As), and their personal equipment, from 31 August until 18 September 2016 for competition and training. P accredited training partners and personal coaches do not have access to the TA system.

The TA comprises the following services:

- Arrivals and departures between Tom Jobim International Airport (GIG) and Santos Dumont Domestic Airport (SDU), and the Paralympic Village.
- Transport between the Paralympic Village and official competition and training venues (a summary of each service is provided later in this section).
- Internal Village Transport System (IVTS) operating inside the Paralympic Village (see below).
- Ceremonies services
- Recreational services to Via Parque shopping mall and Barra beach

On the day of the Opening Ceremony, the TA system will cease at 13.00, except for return journeys from training and competition venues where activities are ongoing.

Internal Village Transport Service

The Internal Village Transport System (IVTS) is a shuttle which will operate on a daily basis inside the Paralympic Village. It will circulate in a clockwise direction, connecting key locations, including the Welcome Centre, Main Dining Hall, Athlete Transport Mall, and Village Plaza in the residential zone. This service will operate 24 hours a day from 28 August to 21 September 2016, except on Opening and Closing Ceremony days. Frequency will vary depending on the time of day.

Scheduled competition and training services from the Paralympic Village

Regularly scheduled transport services will connect athletes to designated stand-alone training venues and competition venues that also serve as training venues. Services are scheduled in line with the training requirements of individual sports. The service will commence on 31 August 2016 (after 12.00) for most sports and will continue until the close of each sport's individual training session.

On competition days, the TA service will be scheduled so that the first bus arrives at the competition venue two to three hours prior to competition starting, in accordance with each sport's requirements. The last bus to leave the competition venue will vary according to the sport's requirements, a maximum of two hours after competition has finished. All schedules will be available on the Info+ system, as well as at the SIC and SID.

Estimated travel times are based on use of the Paralympic Route Network (PRN) for as much of the journey as possible and do not include any security screening times, queuing time at the VSA or, where applicable, in-venue travel times.

Scheduled services for spectating athletes

Transport services will be provided for Same Discipline Athletes (SDAs) and Different Discipline Athletes (DDAs), as well as accredited team officials wishing to spectate. The spectating athletes' services will be available on competition days and will vary depending on the venue. Different discipline athletes and officials must have a valid ticket to access their seats.

A dedicated transport system for spectating athletes and officials will run from the Athlete Transport Mall at the Paralympic Village to the spectators' area at specific clusters or competition venues. The frequency of the service and type of vehicle (coach or bus) will depend on the sport/competition session. There are two types of dedicated service:

DEDICATED SHUTTLE SERVICE:

Shuttle service departing from the Paralympic Village at a frequency specified on Info+ and departing from the venue to the Paralympic Village 30 minutes after the competition session ends.

PRE-DEFINED DEPARTURE SERVICE:

One-departure only service departing from the Paralympic Village at a set time indicated on Info+ and leaving the venue 45 minutes after the competition session ends.

For venues where dedicated transport services for spectating athletes will not be available, SDAs, DDAs and accredited team officials will be able to use the existing competition TA system. In this case, priority will always be given to competing athletes.

Neither TA nor dedicated spectating transport services will be available for athletes and officials wishing to spectate at Riocentro, as the venue is within walking distance from the Paralympic Village, or at Pontal, which can be accessed using the Bus Rapid Transit (BRT) system.

NPCs should also encourage their athletes and team officials to use public transport to travel to and from competition venues in Barra to spectate. More details regarding public transport in Rio can be found on page [60](#).

A list of venues and sports serviced by the spectating athlete transport services is detailed below.

TYPE OF SERVICE	VENUE DROP-OFF	SPORTS/DISCIPLINES	
Dedicated shuttle service	Barra Olympic Park	Boccia	Track cycling
		Football 5-a-side	Wheelchair basketball
		Goalball	Wheelchair rugby
		Judo	Wheelchair tennis
		Swimming	
	Olympic Stadium	Athletics	

Pre-defined departure service	Deodoro Common Domain	Equestrian	
		Football 7-a-side	
		Shooting	
		Wheelchair fencing	
Existing TA service	Fort Copacabana	Athletics marathon	
		Triathlon	
	Lagoa Stadium	Canoe	
		Rowing	
	Marina da Glória	Sailing	
	Sambódromo	Archery	

Paralympic Route Network

The Paralympic Route Network (PRN) is a network of roads linking all official competition and non-competition venues.

The PRN consists of a combination of exclusive lanes for vehicles with a Vehicle Access and Parking Permit (VAPP), and shared lanes. Refer to the map on the Rio Exchange to see the PRN.

PRIORITY LANES:

only for vehicles displaying a VAPP, emergency vehicles, taxis and public urban buses.

EXCLUSIVE LANES: EXCLUSIVELY

for vehicles displaying a VAPP and emergency vehicles.

Exclusive lanes will be in place from 5 to 18 September 2016. In circumstances when the PRN is inaccessible, for example, due to a road traffic accident or the Opening and Closing Ceremonies, an alternative route will be in place for properly VAPPED vehicles.

Travel times from the Paralympic Village to competition/training venues can be found on Info⁺.

DATES OF OPERATION	LANES AVAILABLE	DESCRIPTION	VENUES
1-4 September 2016	Priority lanes	Shared bus and taxi lane	Copacabana and Maracanã
5-18 September 2016	Full PRN	All clusters and venues, as detailed on the PRN map	All venues

PUBLIC TRANSPORT

Travel within Rio

Public transport available in Rio includes the following services:

- Bus Rapid Transit system (BRT)
- Metro
- Train (Supervia)
- Light rail train (VLT)
- Urban bus

Access to public transport services in Rio for individuals in the NPC accreditation categories will be subsidised. This includes the BRT, metro, train and VLT.

Public transport in Rio is being planned to operate for extended hours on specific days. Further information will be communicated closer to the Games.

Spectators with tickets for Games events in Rio will need to purchase a Games travel card to use on public transport on the day of their event.

Taxis

No taxi drop-off/pick-up areas will be available at competition or training venues. From 31 August 2016, any un-VAPPED vehicles, including taxis, may drop off passengers close to the Paralympic Village Welcome Centre, as long as at least one of the vehicle occupants has a PVC or an PIAC. Otherwise, the passengers must exit the vehicle at the VPC and walk 500m to access the Welcome Centre. The closest VPC to the Paralympic Village Welcome Centre is located at the intersection of streets Olof Palme and Estrada dos Bandeirantes.

Unlicensed taxis do operate in Rio and Rio 2016 recommends using registered operators. Licensed taxis can be easily identified as they are yellow with blue stripes down the sides and red license plates.

Cooptaxi Especial taxi company may offer accessible transport in Rio. More details are available on the website.

Village

For information regarding the Paralympic Village, see the Athletes' and Team Officials' Guide.

REPAIR SERVICES

Ottobock will be the official provider for wheelchair, orthotics and prosthesis repair services for athletes, NPC team officials, IF Games officials and members of the Paralympic Family during the Games.

Repairs will be conducted free of charge on damage to wheelchairs, orthotics or prostheses that, if not carried out, would either prevent athletes from competing in their events, or delegates from achieving their usual level of independent daily living.

The workshop in the residential zone of the Paralympic Village will be the primary facility for wheelchair, orthotic and prosthetic repair services during the Paralympic Games. It will be open from 28 August until 21 September 2016. The regular operating hours from 31 August until 18 September will be from 7.00 until 23.00. From 28 to 30 August and from 19 to 21 September, the workshop will operate on a reduced schedule. However, an emergency service for urgent repairs needed outside these operational hours will be available.

Satellite workshops will also provide repairs services at dedicated competition venues. Team leaders should note that no repair services will be available at the Athletes' Park.

An on-demand mobile repair service will be available to attend peak shifts, the Opening and Closing Ceremonies and the Paralympic Family Hotel. For all other cases in which a repair service is required and cannot be conducted at the Paralympic Village or competition venue, support will be determined on a case-by-case basis.

SECURITY

As in any big city, individuals are advised to follow a few basic rules in Rio de Janeiro:

- Be aware of your surroundings when walking around the city, especially at night. Avoid dark or enclosed areas.
- Do not walk around wearing expensive looking jewellery or other items. Keep cameras, telephones and other gadgets in your pocket.
- Carry only enough cash for your expected purchases, a credit card and a photocopy of your passport. Leave your passport and other credit cards in a safe place.
- Take care when withdrawing money from a cash machine. It is best to use the machines located at the Paralympic Village, inside banks, buildings and shopping centres.

The federal, state and municipal governments are committed to the security of all those participating in and spectating at the Games, as well as the local population. Rio 2016's Security team is responsible for planning and coordinating the general safety and security plans for the Games.

Security operations inside the Paralympic Village, training and competition venues will be provided by the National Security Force (composed of public law enforcement agents), in close collaboration with Rio 2016 Security.

The Paralympic Village and all competition and training venues will undergo a security sweep by public security agents and a subsequent lockdown period prior to the Games. This is to ensure that they are free of any prohibited or dangerous items that may pose a threat to the security and safety of the venue and its occupants. After the conclusion of these procedures, all venues will be considered "clean" and locked down.

During the lockdown period, all safety and security procedures will be implemented and access control will be activated with the support of security technology. Throughout this period, no individual or vehicle can enter the venues without the correct accreditation and security checks.

After the accreditation check, individuals must go through a personal and baggage inspection. To access locked-down facilities, all individuals must pass through an airport-style X-ray system, called a "mag and bag", at the Pedestrian Screening Areas (PSAs). This system aims to identify prohibited or restricted items (see page [62](#)), before the individual can gain access to a venue.

Security at the Paralympic Village

The Paralympic Village will be surrounded by a double-fenced secure perimeter. Closed Circuit Television (CCTV) and an intrusion detection system will be in place at all access points, the secure perimeter and common areas. Cameras will not be in place on residential floors.

Entry into the Paralympic Village will only be permitted with a valid accreditation and by passing through a PSA. This process will need to be completed on every entry and re-entry to the Paralympic Village.

Security at competition and training venues

Accredited individuals will have a dedicated access point at each venue. They will enter the facility by presenting a valid accreditation and proceeding to the PSA or VSA. Spectators must present their ticket as they access the spectator entrance at competition venues.

Venue Security Command and Control (VSCC) will be in place at each competition and training venue to manage any emergency or security situations. Delegates should approach Rio 2016 workforce or security staff to request emergency assistance inside venues.

Information about bringing food and beverages into venues can be found in the table in the following section.

Security in transit

The Transport for Athletes (TA) system will operate on a “bubble-to-bubble” basis between the Athlete Transport Mall at the Paralympic Village and all competition and training venues. This means that athletes and team officials will not have to exit the bus at a VSA; however, these vehicles will need to stop at the VSA for a brief check.

Athletes and team officials will go through a visual accreditation check when entering training and competition venues. They will be allowed into the venues through a controlled, secured area. When returning to the Paralympic Village from competition and training venues, athletes and officials will be required to pass through the PSA at the Athlete Transport Mall.

TA transport will have a tracking system, enabling buses to be monitored by Rio 2016 throughout the journey. There will be extensive policing and monitoring of the Paralympic Route Network (PRN).

In order to gain access to the secure perimeter of competition and training venues, all dedicated vehicles must have the appropriate VAPP and go through the usual security process at the VSA. All passengers – with the exception of wheelchair users, who will be checked in the vehicle – will be required to leave the vehicle and go through personal screening at a PSA.

Prohibited and restricted items

The restricted and prohibited items policy applies to spectators and accredited individuals at the Games. Accredited athletes and team officials will be permitted to bring items into venues that are required for specific Games-related activities (for example, tools of the trade) through the designated athlete entrances at the Paralympic Village and at competition and training venues.

The following table is based on the most updated version of the prohibited and restricted items lists and provides an overview of the items that are prohibited - ✓, restricted - **R** and permitted - ✕ at Rio 2016 competition and training venues, and the Paralympic Village. Prohibited items will not be permitted into venues under any circumstances. Restricted items may be allowed into venues under certain conditions.

ITEM DESCRIPTION	PARALYMPIC VILLAGE (RESIDENTS ONLY)	COMPETITION AND TRAINING VENUES (accredited athletes and team officials, spectators)
Tents, placards, spray paint or any other item which could be used for demonstrations or sabotage within a venue	✕	✕
Glass bottles, except medicines contained in glass bottles, or beverages for children	✓	✕
Bottles of all beverages, food items and other liquids, including aerosols and gels, for personal consumption	R Up to 5 litres per person, per entry through the security screening areas	R Up to 5 containers of up to 200ml each (combined maximum capacity of one litre)
Large flags, banners and associated poles, large umbrellas or other items of an excessive size that may disturb the event or restrict the view	✓	✕
Items too large to be electronically screened through a PSA	R Refer to restricted items below	✕
Musical instruments and noisemakers, (for example, hunting horns, air horns, klaxons, drums, vuvuzelas and whistles)	✓	✕
Walkie-talkies, telephone jammers, radio scanners, wireless hubs and routers	✓	R Except approved items for accredited team members
Laser pointers, strobe lights and similar light-emitting devices	✕	✕
Bicycles, folding bicycles	R In limited numbers	✕

Roller-skates, skateboards, any other non-competitive sports material (e.g. rackets, Frisbees and balls), except sport equipment and other accessories used to assist people with an impairment	x	x
Pets or animals, except service dogs	x	x
All types of knives and bladed items, including pocket knives (except tools of the trade for accredited individuals)	x	x
Firearms and ammunition, including replicas, component parts or any device resembling a firearm	x	x
Offensive weapons or implements, such as flick knives and extendable batons, or anything that can be used to cause injury to another person	✓	✓
Fireworks, explosives, flares and smoke canisters	✓	✓
Toxic and dangerous materials	✓	x
Controlled drugs, including substances that resemble controlled drugs, with a medical prescription	x	x
Medicines for personal use in reasonable quantities	x	x
All professional photographic and broadcasting equipment, including tripods and monopods	✓	x
Flags of countries not participating in the Games	x	x
Objects or clothing bearing political statements which are in violation of the IPC Handbook	x	x
Objects that contain commercial identification and may be used for ambush marketing	✓	x

In addition to the information provided in the table above, residents of the Paralympic Village will be permitted to bring large items which cannot be screened through a PSA through the Material Transfer Area - MTA into the Paralympic Village.

NPC Assistants will be permitted to bring some items into the Paralympic Village on behalf of their NPC, such as food and beverages for personal consumption, equipment and other items, including walkie-talkies, banners and large flags, which are permitted for residents.

Accredited athletes and team officials are permitted to bring food and liquids (up to five litres per person) for personal snacks or use into competition and training venues, but no refrigerators will be available to store perishable items. Accredited athletes and officials will not be permitted to bring alcohol into competition or training venues.

Rio 2016 Security reserves the right to refuse entry at its discretion of any item that appears suspicious.

Requests for emergency assistance

Emergency assistance outside Rio 2016 venues

Representatives from the police and security staff, as well as fire and medical specialists will maintain a constant presence at official venues for athletes and team officials.

Emergency services will also be available throughout the city. The following numbers can be used for an immediate public security response outside the Paralympic Village and venues:

EMERGENCY:

190

FIRE DEPARTMENT AND AMBULANCE SERVICES:

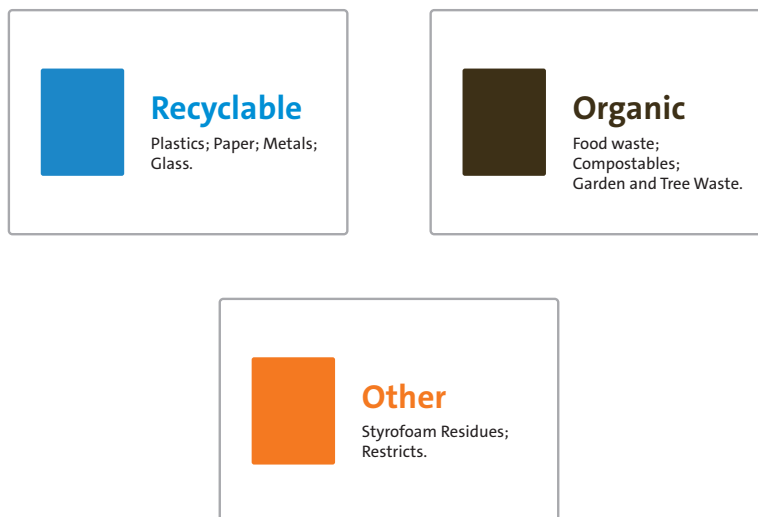
193

These services will be available in English and Portuguese.

The emergency numbers 911 and 112 (USA and Europe, respectively), will be redirected to 190 if dialed within the state of Rio de Janeiro.

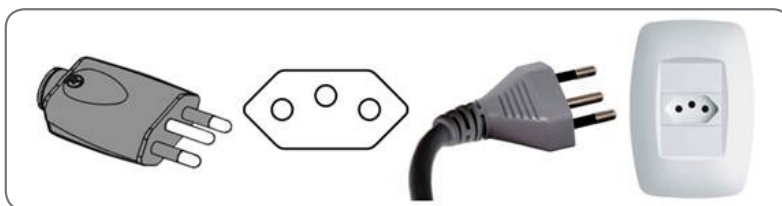
Recycling

In line with the Integrated Municipal Solid Waste Management Plan, Rio 2016 will offer different coloured bins, enabling a prior segregation of recyclable and other waste materials at the point of generation. Please select the correct bin when disposing your rubbish.



Electricity and adapters

Electrical outlets in the competition and training venues are 220V single phase, while in the Paralympic Village they are 110V. Adapters/transformers to 110V will not be provided. Please be sure to purchase in advance the proper equipment for your needs and your team's needs.



Power sockets in Brazil



Europlug (C plug)

Rio 2016

RIO DE JANEIRO IN 2016

POPULATION:

6,453,682, estimated in 2014

OFFICIAL LANGUAGE:

Portuguese

CURRENCY:

Real/Reais (plural)

LOCAL TIME:

Greenwich Mean Time (GMT) -3

AREA:

1,197 km² (Brazil: 8,515,767km²)

LATITUDE AND LONGITUDE:

22°54'10" S, 43°12'27" W

ALTITUDE:

2m

GOVERNMENT:

Prefeitura do Rio de Janeiro (www.rio.rj.gov.br)

RIO DE JANEIRO, THEN AND NOW

The former capital of Brazil, Rio de Janeiro is located in the state of the same name on the south-eastern strip of the country's Atlantic coast. It is one of the most visited cities in the southern hemisphere. In January 1502, the second exploratory expedition by the Portuguese, led by Captain Gaspar de Lemos, reached Guanabara Bay. Legend has it that he entered the bay believing it to be a river, so he named it Rio de Janeiro, literally translated as "River of January".

Rio is a picture-postcard city, with lush green mountains, lakes, blue oceans and miles of white, sandy beaches. It is the home of Sugarloaf Mountain, Maracanã Stadium, Guanabara Bay and, overlooking it all, the statue of Christ the Redeemer. It is no wonder Rio is known as the "Marvellous City". The friendliness of cariocas (as Rio locals are known) can be witnessed in the streets, in the bars and at the beach.

CLIMATE

Rio de Janeiro as a whole benefits from a mild to warm climate during the winter month of September. Based on statistics from recent years, teams can expect an average daily high of around 23-24°C (73-75°F) in the Maracanã zone and around 21-22°C (70-72°F) in the Copacabana zone. On average, relative humidity ranges from a minimum of around 70 per cent to a maximum of around 80 per cent during this period. In the Maracanã zone, the average monthly rainfall during September is 68 millimetres and the prevailing winds are from the north-northeast; in the Copacabana zone, the average rainfall is 76 millimetres and the winds from south-west and the south-east are prevailing.

THE CITY'S PARALYMPIC HERITAGE

Brazil is a nation with sport in its blood and has always been a serious competitor in the Paralympic Games. Never content with just taking part, the country has long dreamt of hosting the world's biggest sporting event. Brazil's first bid to host the Olympic Games came in 1932, to host the 1936 Games, but Rio de Janeiro failed to advance past the International Olympic Committee's initial selection phase. Sixty years later, Brasília was a candidate for the 2000 Olympic and Paralympic Games, until its bid was withdrawn in the first phase. But Brazilian hopes were not dashed, rooted as they were in a deep belief in the value of the Games, and with the certainty that hosting them would boost national development efforts. With firm, unyielding commitment, the groundwork was already being laid on a path that, with each bid, was taking on an ever more clearly defined direction.

Rio de Janeiro's next attempt was to host the 2004 Olympic and Paralympic Games, but again it did not pass the initial selection phase. The Committee's General Assembly made a strategic decision to focus on a Rio bid for the 2007 Pan and Parapan American Games, with a commitment to making it the biggest and best such games ever held. Competitors and managers were determined to work towards ensuring that the cream of Brazilian athletes would compete on home soil, at a truly impressive event in state-of-the-art arenas. At the same time, Rio prepared its bid for the 2012 Games, in which the city was up against stiff competition. Despite the acknowledged quality of its bid, it was eliminated from the Candidate City shortlist.

Rio's 2004 and 2012 bids were part of an ongoing process in which the city's positive points were strengthened, and the weaker areas addressed, to provide the structure for the next Olympic and Paralympic bid. In 2007, the organisers of the Pan and Parapan American Games exceeded all expectations, delivering the best edition in these games' history. The capacity to stage and promote a major sporting event had been proven, and recognition for all the effort expended did not take long to arrive: on 2 October 2009, after a hard-fought campaign, Rio de Janeiro won the right to host the 2016 Olympic and Paralympic Games, the first to be held on South American soil.

RIO 2016 PARALYMPIC GAMES IN BRIEF

SPORTS:

22

DISCIPLINES:

23

MEDAL EVENTS:

528

ATHLETES:

4,350

COMPETITION VENUES:

22

DAYS OF COMPETITION:

11

COMPETITION SESSIONS:

318

PARALYMPIC VILLAGE OPENING:

31 August 2016

OPENING CEREMONY:

7 September 2016

CLOSING CEREMONY:

18 September 2016

RIO 2016 COMPETITION VENUES

A total of 22 competition venues, across four zones in Rio de Janeiro, will be used for the Paralympic Games.

Barra zone

The Barra zone will be the heart of the Rio 2016 Paralympic Games. Located in Zona Oeste (west zone), the area will be a beautiful setting for the competitions. Surrounded by lagoons, mountains and parks, this neighbourhood's idyllic natural setting will be home to the athletes, as well as welcome thousands of spectators and Games visitors. The Paralympic Village, Rio Olympic Park, Riocentro, IBC/MPC and Barra Media Accommodation Villages are all located in the Barra zone. Barra will house 12 competition venues, with 13 disciplines taking place.

Barra Olympic Park**CARIOCA ARENA 1:**

Wheelchair Basketball, Wheelchair Rugby

CARIOCA ARENA 2:

Boccia

CARIOCA ARENA 3:

Judo

FUTURE ARENA:

Goalball

OLYMPIC AQUATICS STADIUM:

Swimming

OLYMPIC TENNIS CENTRE:

Wheelchair Tennis, Football 5-a-side

RIO OLYMPIC ARENA:

Wheelchair Basketball

RIO OLYMPIC VELODROME:

Cycling (Track)

Other venues in Barra zone**PONTAL:**

Cycling (Road)

RIOCENTRO - PAVILION 2:

Powerlifting

RIOCENTRO - PAVILION 3:

Table Tennis

RIOCENTRO - PAVILION 6:

Sitting Volleyball

Copacabana zone

Copacabana is one of the city's most famous neighbourhoods. Located in Rio de Janeiro's Zona Sul, or southern area, it boasts a beautiful, crescent-shaped beach that stretches more than four kilometres and is one of the most eye-catching images in the city. On Sundays, the lanes of Avenida Atlântica — the beachfront avenue — are closed to cars, so that the carioca population and visitors can enjoy the pleasant promenade atmosphere. Families and people of all ages may practise sport, swim in the ocean or simply relax: this is the Copacabana spirit. With its world-famous beaches, beautiful mountains and globally recognisable landmarks, including Sugarloaf and Corcovado, the Copacabana zone will be the perfect setting for the road competitions. With a population of nearly two million people, the events will certainly benefit from an authentically energetic carioca vibe. Copacabana will house three (3) competition venues, with five (5) sports taking place.

- **Fort Copacabana: Athletics (Marathon), Triathlon**
- **Lagoa Stadium: Canoe (Sprint), Rowing**
- **Marina da Glória: Sailing**

Deodoro zone

Located in the western part of Rio, the Deodoro zone is connected to the city centre and beyond by train lines. Venue construction for the Rio 2007 Pan and Parapan American Games resulted in an increase in the number of youngsters practising sport, and it is anticipated that this level of participation will increase further with the opening of new venues for the Rio 2016 Games. Deodoro will house four (4) competition venues, with four (4) sports taking place.

DEODORO STADIUM:

Football 7-a-side

OLYMPIC EQUESTRIAN CENTRE:

Equestrian (Dressage)

OLYMPIC SHOOTING CENTRE:

Shooting

YOUTH ARENA:

Wheelchair Fencing

Maracanã zone

The Maracanã zone includes two of Rio's most iconic venues: Maracanã and the Sambódromo, in addition to the Olympic Stadium, built for the Rio 2007 Pan and Parapan American Games, and nicknamed "Engenhão", after the Engenho de Dentro neighbourhood in which it is located. The zone, though part of Zona Norte, the northern area, is located close to the city centre. Hundreds of people visit the Maracanã complex every day, where they take advantage of its spaces for physical exercise, such as walking and jogging. Maracanã will host the Opening and Closing Ceremonies of the Paralympic Games. The Archery competition will take place in the Sambódromo, while the Olympic Stadium will be home to Athletics. In total, the Maracanã zone will house three (3) Paralympic venues, with two (2) sports taking place.

MARACANÃ:

Opening and Closing Ceremonies

OLYMPIC STADIUM:

Athletics

SAMBÓDROMO:

Archery



NOTES



MAPS

Paralympic Village

KEY

- SECURE PERIMETER
- INTERNAL VILLAGE TRANSPORT SYSTEM (IVTS)
- CONDOMINIUM FENCE LINES
- OPERATIONAL AREAS
- 1 CHEFS DE MISSION MEETING HALL
- 2 MAIN ENTRY - GUEST PASS OFFICE, PROTOCOL OFFICE AND MEDIA CENTRE
- 3 MULTI-FAITH CENTRE
- 4 RECREATIONAL COURTS
- 5 VILLAGE PLAZA
- 6 ORTHOTIC, PROSTHETIC AND WHEELCHAIR REPAIR CENTRE
- 7 SPORT VIEWING ROOM
- 8 CLASSIFICATION AREA
- 9 CASUAL DINING
- 10 NPC SERVICES CENTRE
- 11 SPORT INFORMATION CENTRE / WEIGH-IN AREA
- 12 ENTERTAINMENT CENTRE
- 13 WELCOME CENTRE
- 14 DROP-OFF POINTS - T2, T3
- P1 AND P2 PARKING
- P3 NPC DEDICATED VEHICLE PARKING (P3)
- P3 CYCLING VEHICLE PARKING (P3 CYC)
- P6 NPC PARKING (P6)
- P6 NPC VVV CIR DROP-OFF/PICK-UP (P6)
- INTERNAL VILLAGE TRANSPORT SYSTEM STOPS
- CONDOMINIUM ENTRANCE / EXIT
- RESIDENTIAL ZONE CONTROL POINT
- VEHICLE ACCESS
- TAXI DROP-OFF / PICK-UP
- ATHLETE TRANSPORT MALL
- BRT STATION
- GYM
- MAIN DINING HALL
- POLYCLINIC
- PEDESTRIAN SCREENING AREA
- RESIDENT CENTRES
- RESIDENT CENTRES (24 HOURS)
- RIO 2016 SUPERSTORE
- TEAM WELCOME CEREMONIES
- VEHICLE PERMIT CHECKPOINT
- VEHICLE SCREENING AREA



Paralympic Games Rio de Janeiro (overview)

KEY

- BRT - Transcarioca
- BRT - Transoeste
- BRT - Transolímpica
- LRT

- Metro
- Railway

BARRA METRO STATION

PORT

AIRPORTS

GIG - TOM JOBIM INTERNATIONAL AIRPORT

SDU - SANTOS DUMONT DOMESTIC AIRPORT

GAMES FAMILY HOSPITAL

Rio 2016 HQ

BARRA OLYMPIC PARK

DEODORO OLYMPIC PARK

COMPETITION VENUES

FTC - FORT COPACABANA

GLO - MARINADA GLÓRIA

LAG - LAGOA STADIUM

OLS - OLYMPIC STADIUM

PON - PONTAL

RCP - RIOCENTRO

SBD - SAMBÓDROMO

MRC - MARACANÁ

PLV - PARALYMPIC VILLAGE

WINDSOR BARRA / WINDSOR OCEÂNICO

SHOPPING

SHOPPING LEBLON

VIA PARQUE SHOPPING MALL



Barra Olympic Park (overview)

KEY

COMPETITION VENUES

SECURITY PERIMETER

BRT - TRANSOLÍMPICA

BRT - TRANSCARIOCA

BRT - TERMINAL

WARM-UP AREA

MAIN PRESS CENTRE

INTERNATIONAL

BROADCAST CENTRE

CARIOCA ARENA 1

CARIOCA ARENA 2

CARIOCA ARENA 3

FUTURE ARENA

OLYMPIC AQUATICS STADIUM

OLYMPIC TENNIS CENTRE

RIO OLYMPIC ARENA

RIO OLYMPIC VELODROME

OLYMPIC PARK

PARALYMPIC VILLAGE



Deodoro Olympic Park (overview)

KEY

- COMPETITION VENUES
- SECURITY PERIMETER
- BRT - TRANSCARIOCA
- BRT - TRANSOLIMPICA
- RAILWAY LINE
- BRT BRT STATION
- R RAILWAY STATION
- WU WARM-UP AREA
- A DEODORO OLYMPIC PARK
- B PARALYMPIC VILLAGE
- 1 OLYMPIC EQUESTRIAN CENTRE
- 2 OLYMPIC SHOOTING CENTRE
- 3 DEODORO STADIUM
- 4 YOUTH ARENA



Athletes' Park

KEY

--- PEDESTRIAN FLOW

--- VEHICULAR FLOW

1 ATHLETES' TRAINING AREA: JUDO

2 ATHLETES' TRAINING AREA:
SWIMMING / TRIATHLON

3 ATHLETES' TRAINING AREA:
WHEELCHAIR BASKETBALL

4 ATHLETES' TRAINING AREA:
WHEELCHAIR RUGBY

CHECK POINT

5 GOALBALL

TA LOAD ZONE

PSA

VAC VEHICLE ACCESS CONTROL

VSA



Road Cycling - Pontal

KEY

	ACCESSIBLE TOILETS
	ATHLETES' CHANGING ROOM
	ATHLETES' LOAD ZONE
	ATHLETES' LOUNGE
	ATHLETES' MEDICAL POST
	BIKE CHECK-IN (TIME TRIAL)
	COMPETITION MANAGEMENT
	DOPING CONTROL
	FINISH
	HOT SEAT
	IF AREA
	MIXED ZONE
	PODIUM
	PRESS CONFERENCE ROOM
	PSA
	SPORT EQUIPMENT STORAGE
	START RAMP (TIME TRIAL)
	TEAM CAR ACCESS
	TEAM PARKING AREA
	TEAM TENTS
	TECHNICAL OFFICIALS' WORK AREA
	WAITING AREA (TIME TRIAL)
	WARM-UP AREA (TIME TRIAL)



Road Cycling course P1A (10km) (time trial) - Pontal

KEY

- P1A
- P1B
- FINISH
- START



Road Cycling course P2 (road race) - Pontal

KEY



START / FINISH



Road Cycling course P3 (road race) - Pontal

KEY



START / FINISH



Road Cycling course P4
(road race team relay) - Pontal

KEY



FINISH



START



Road Cycling course P5 (road race) - Pontal

KEY

1

FEED ZONE

2

MECHANICAL ASSISTANCE



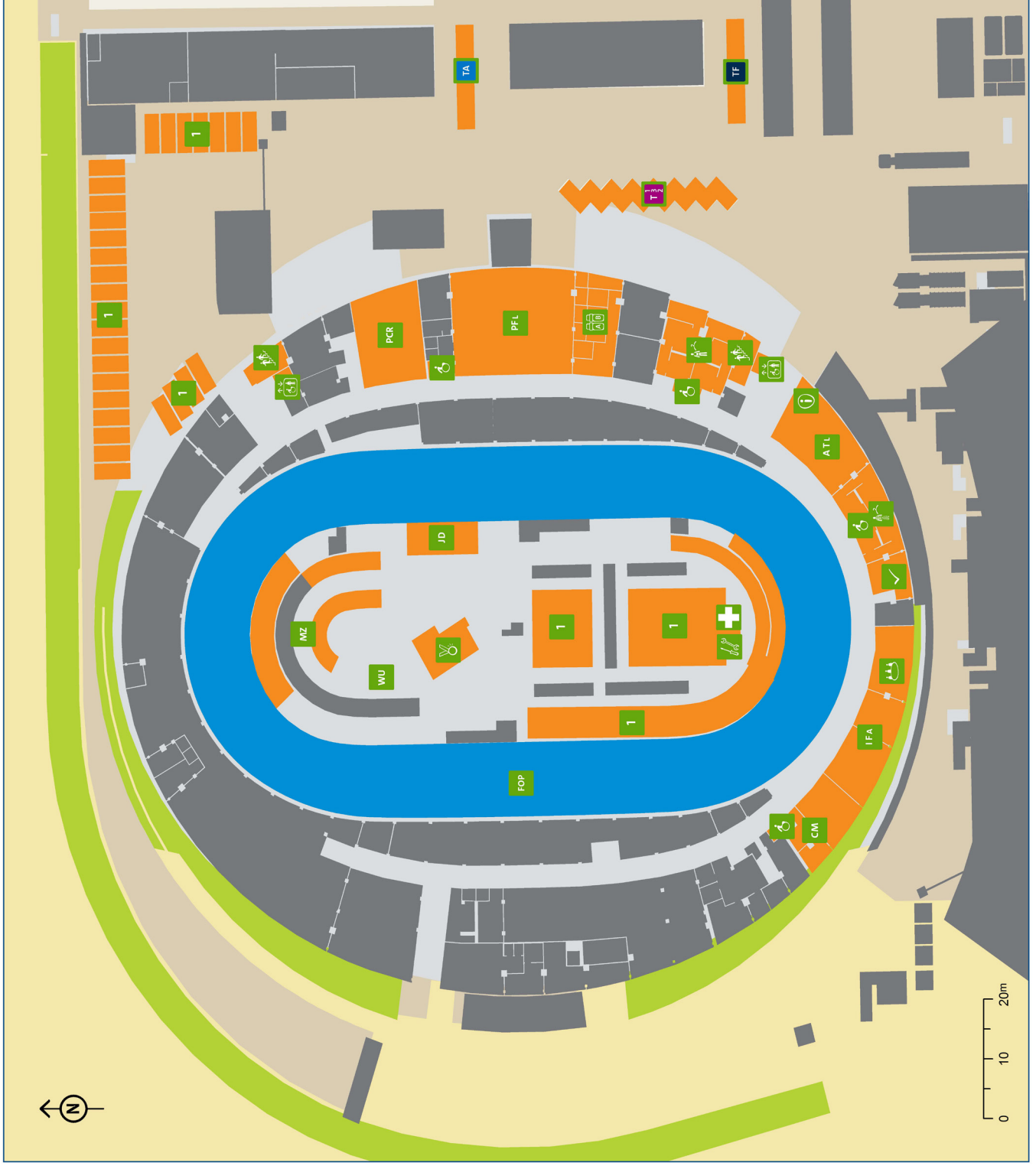
START / FINISH



Track Cycling - Rio Olympic Velodrome

KEY

	ACCESSIBLE TOILETS
	ATHLETES' LOAD ZONE
	ATHLETES' LOUNGE
	ATHLETES' MEDICAL POST
	ATHLETES' CHANGING ROOM
	CLASSIFICATION AREA
	COMPETITION MANAGEMENT
	DOPING CONTROL
	FIELD OF PLAY
	GAMES OFFICIALS' CHANGING ROOM
	GAMES OFFICIALS' LOAD ZONE
	GAMES OFFICIALS' WORK AREA
	IF WORK AREA
	JUDGES' STAGING AREA
	LIFT
	MIXED ZONE
	PARALYMPIC FAMILY LOAD ZONE
	PARALYMPIC FAMILY LOUNGE
	PODIUM
	PRESS CONFERENCE ROOM
	PROSTHESIS REPAIR AREA
	SPORT INFORMATION
	STAIRS / RAMP
	TEAM CABINS AND BOXES
	WARM-UP AREA





DAILY COMPETITION SCHEDULE

7-18 September

Daily competition schedule

Use this schedule to help you plan your Paralympic Games experience.
All competition schedules included in this guide are subject to change.

[illegible]



PATROCINADORES PARALÍMPICOS MUNDIAIS
WORLDWIDE PARALYMPIC PARTNERS



PATROCINADORES OFICIAIS
OFFICIAL SPONSORS



APOIADORES OFICIAIS
OFFICIAL SUPPORTERS



FORNECEDORES OFICIAIS
OFFICIAL SUPPLIERS

Casa da Moeda do Brasil Ceg EF Education First OFF! Ottobock 3 Corações

PARCEIROS GOVERNAMENTAIS
GOVERNMENTAL PARTNERS



08.2016

This material shall not be duplicated by any means, except with prior and express consent (in writing) from the Organising Committee for the Rio 2016 Olympic and Paralympic Games. Authorizations for copy should be submitted by mail to brandprotection@rio2016.com



Rio 2016 Organising Committee for the
Olympic and Paralympic Games

rio2016.com