



Swimming

Team Leaders' Guide



Welcome!

On behalf of the entire organising committee, it's an honour to introduce this Team Leaders' Guide for the Rio 2016 Paralympic Games. I would like to thank everyone at the IPC, the international federations, the NPCs and all stakeholders and partners for their support in the creation of these guides, as well as in helping us in our preparations for the athletes and teams at Games time.

We have been working for years to provide all the athletes with the best possible services and environments, in the Paralympic Village as well as the competition and training venues, and to ensure their maximum performance at the first-ever Paralympic Games in South America.

Some of the highlights of this guide include:

- Key dates and personnel
- Information on the competition format and rules
- Details on processes relating to competition and training
- Specific venue facilities and services, including transport information and maps
- General information on topics that are vital for all sports, such as medical services, doping control, accreditation and security

We trust that this publication will assist you in your planning for Games time and your stay here in Rio de Janeiro. If you require any additional information that has not been included in this guide, please do not hesitate to contact Rio 2016 competition management at your competition or training venue, or the Sport Information Centre or NPC Services Centre in the Paralympic Village.

Rio 2016 is ready to deliver a one-of-a-kind Games, and we are more than proud to welcome you and the rest of the world!

YOURS IN SPORT,

A handwritten signature in black ink that reads "Rodrigo Garcia". The signature is written in a cursive, flowing style.

RODRIGO GARCIA

Director of Sport, Rio 2016 Organising Committee

Contents

Competition: Essentials	4
Competition Essentials.....	5
Competition format	11
Clothing and equipment.....	13
Classification	17
Doping control	19
Sport information	19
Competition schedule.....	22
Competition: General information	39
Competition: General Information	40
Competition procedures	40
Competition: Venue information	45
Competition: Venue information.....	46
Venue facilities and services	47
Training	49
Training.....	50
The Games	54
Accreditation	55
Team welcome ceremonies	58
Opening and Closing Ceremonies	58
Ticketing.....	60
Transport	61
Village	64
Requests for emergency assistance	69
Recycling.....	70
Electricity and adapters.....	70
Rio 2016	71
Notes	76
Maps	78
Daily competition schedule	85



COMPETITION: ESSENTIALS

Competition Essentials

The Swimming competition at the Rio 2016 Paralympic Games will be held from Thursday 8 September to Saturday 17 September 2016 at the Olympic Aquatics Stadium. The competition will consist of 152 medal events (80 Men's, 71 Women's and one 1

Mixed). A total of 620 athletes - 340 men and 280 women - may take part in the Swimming competition at Rio 2016.

KEY DATES	
15 August 2016	Deadline for NPCs to submit entries online (23.59, GMT -3)
31 August 2016	Paralympic Village official opening
	Start of official training
3-6 September	Allocated training sessions at Olympic Aquatics Stadium Warm-up Venue
3 September 2016	Start of Classification Evaluation Period (9.00)
6 September 2016	Swimming Technical Meeting (10.00 – 12.00)
	End of Classification Evaluation Period (18.30)
7 September 2016	Paralympic Games Opening Ceremony
8 September 2016	Start of Swimming Competition
17 September 2016	End of Swimming Competition
18 September 2016	Paralympic Games Closing Ceremony
21 September 2016	Paralympic Village closes

RIO 2016 COMPETITION MANAGEMENT	
Aquatics Manager	Ricardo Prado
Aquatics Services Manager	Karen Casalini
Swimming Manager	Alexandre Garrafa
Swimming Technical Operations Manager	Bruna Bredariol
Swimming Administration Coordinator	Danilo Morales
Athlete Services Coordinator	Giovanni Villas
Field of Play Coordinator	Claudia Lima

IF Services Coordinator	Luiz Marcelo Ribeiro da Luz
Sport Information Coordinator	Daniela Itani
Training Manager	João Borges

IPC SWIMMING	
Technical Delegate	Susan Prasad
Assistant Technical Delegate	Sheila Anne Guenther
STC Chairperson	Jane Blaine
Competition Coordinator	Tracy Glassford
Administrative Assistant	Anna-Sophie Hippke

INTERNATIONAL TECHNICAL OFFICIALS (ITOS) AND CLASSIFIERS		
Chief Classifier	Craig Spence	GBR
Classifiers	Margaretha Merk	NED
	Ingrid Ravnan	NOR
ITOs	Jakub Krzywda	POL
	David Harman	GBR
	Annette Gillis	CAN
	Antony Ward	GBR
	Scott Milne	GBR
	Thomas Petzold	GER
	Paul Carter	AUS
	Susan Liddle	GBR
	Simon Merkosky	CAN
	Glenda Orth	USA
	Julian Britez	ARG
Patricio Ramallo	ARG	
Mae Kwai Tang	MAS	

NATIONAL TECHNICAL OFFICIALS (NTOS)	
Starter	Renato Silva
	Vinícios Barroso
	Adilma Rodrigues
	Bárbara Pulinskas
	Camila Dornele
	Chrystianne Simões
	Clelba Silva
	Elke Lima Trigo
	Ewerton Santos
	Fernanda Rodrigues Brasil
	Flávio Campos
	Franciele Santos
	Hebert Amorim
	Clerks of Course/ Inspectors of Turns
José Renato Pereira	
Julio Cesas Brandão	
Katsuo Murashige	
Maurício Oliveira	
Renata Piovesan	
Valquíria Siben	
Vitor Cassiano	
Wedson Silva	
Oswaldo Machado	
Juliana Hirota	
Tatiany Mozeli	

MEDAL EVENTS	
Men (80)	Women (71)
50m Freestyle	
50m Freestyle - S3	50m Freestyle - S4
50m Freestyle - S4	50m Freestyle - S5
50m Freestyle - S5	50m Freestyle - S6
50m Freestyle - S6	50m Freestyle - S7
50m Freestyle - S7	50m Freestyle - S8
50m Freestyle - S8	50m Freestyle - S9
50m Freestyle - S9	50m Freestyle - S10
50m Freestyle - S10	50m Freestyle - S11
50m Freestyle - S11	50m Freestyle - S12
50m Freestyle - S12	50m Freestyle - S13
50m Freestyle - S13	
100m Freestyle	
100m Freestyle - S3	100m Freestyle - S3
100m Freestyle - S4	100m Freestyle - S5
100m Freestyle - S5	100m Freestyle - S6
100m Freestyle - S6	100m Freestyle - S7
100m Freestyle - S7	100m Freestyle - S8
100m Freestyle - S8	100m Freestyle - S9
100m Freestyle - S9	100m Freestyle - S10
100m Freestyle - S10	100m Freestyle - S11
100m Freestyle - S11	100m Freestyle - S13
100m Freestyle - S13	
200m Freestyle	
200m Freestyle - S2	200m Freestyle - S5
200m Freestyle - S3	200m Freestyle - S14
200m Freestyle - S4	

200m Freestyle - S5	
200m Freestyle - S14	
400m Freestyle	
400m Freestyle - S6	400m Freestyle - S6
400m Freestyle - S7	400m Freestyle - S7
400m Freestyle - S8	400m Freestyle - S8
400m Freestyle - S9	400m Freestyle - S9
400m Freestyle - S10	400m Freestyle - S10
400m Freestyle - S11	400m Freestyle - S11
400m Freestyle - S13	400m Freestyle - S13
50m Backstroke	
50m Backstroke - S1	50m Backstroke - S2
50m Backstroke - S2	50m Backstroke - S3
50m Backstroke - S3	50m Backstroke - S4
50m Backstroke - S4	50m Backstroke - S5
50m Backstroke - S5	
100m Backstroke	
100m Backstroke - S1	100m Backstroke - S2
100m Backstroke - S2	100m Backstroke - S6
100m Backstroke - S6	100m Backstroke - S7
100m Backstroke - S7	100m Backstroke - S8
100m Backstroke - S8	100m Backstroke - S9
100m Backstroke - S9	100m Backstroke - S10
100m Backstroke - S10	100m Backstroke - S11
100m Backstroke - S11	100m Backstroke - S12
100m Backstroke - S12	100m Backstroke - S13
100m Backstroke - S13	100m Backstroke - S14
100m Backstroke - S14	

50m Breaststroke	
50m Breaststroke - SB1	50m Breaststroke - SB3
50m Breaststroke - SB2	
100m Breaststroke	
100m Breaststroke - SB4	100m Breaststroke - SB4
100m Breaststroke - SB5	100m Breaststroke - SB5
100m Breaststroke - SB6	100m Breaststroke - SB6
100m Breaststroke - SB7	100m Breaststroke - SB7
100m Breaststroke - SB8	100m Breaststroke - SB8
100m Breaststroke - SB9	100m Breaststroke - SB9
100m Breaststroke - SB11	100m Breaststroke - SB11
100m Breaststroke - SB12	100m Breaststroke - SB12
100m Breaststroke - SB13	100m Breaststroke - SB13
100m Breaststroke - SB14	100m Breaststroke - SB14
50m Butterfly	
50m Butterfly - S5	50m Butterfly - S5
50m Butterfly - S6	50m Butterfly - S6
50m Butterfly - S7	50m Butterfly - S7
100m Butterfly	
100m Butterfly - S8	100m Butterfly - S8
100m Butterfly - S9	100m Butterfly - S9
100m Butterfly - S10	100m Butterfly - S10
100m Butterfly - S11	100m Butterfly - S13
100m Butterfly - S13	

150m Individual Medley	
150m Individual Medley - SM3	150m Individual Medley - SM4
150m Individual Medley - SM4	
200m Individual Medley	
200m Individual Medley - SM6	200m Individual Medley - SM5
200m Individual Medley - SM7	200m Individual Medley - SM6
200m Individual Medley - SM8	200m Individual Medley - SM7
200m Individual Medley - SM9	200m Individual Medley - SM8
200m Individual Medley - SM10	200m Individual Medley - SM9
200m Individual Medley - SM11	200m Individual Medley - SM10
200m Individual Medley - SM13	200m Individual Medley - SM11
200m Individual Medley - SM14	200m Individual Medley - SM13
200m Individual Medley - SM14	
Freestyle Relay	
4 x 100m Freestyle Relay - 34 Points	4 x 100m Freestyle Relay - 34 Points
Medley Relay	
4 x 100m Medley Relay - 34 Points	4 x 100m Medley Relay - 34 Points
Mixed (1) Freestyle Relay	
Mixed 4 x 50m Freestyle Relay - 20 points	

Competition format

The fastest eight swimmers or relay teams from the heats in each event will qualify for the final. In the event of a tie for the eighth (8th) qualification place for a final, athletes or teams will participate in a swim-off (or another method, according to the rules and as agreed on with the referee). If eight or fewer swimmers or teams enter an event, then provided the event is considered viable, a straight final will be held without the need for heats.

In Relay events, teams may change the members of their team and the order of their swimmers between heats and finals, provided all rules for eligibility are met.

Competition seedings

The seedings for heats and finals will be carried out in accordance with article 2.7 (Seeding of Heats and Finals) of the IPC Swimming Rules and Regulations.

Competition rules

The Swimming competition will be held in accordance with the editions of the following documents that are in force at the time of the Games:

- IPC Swimming Rules and Regulations 2014-2017
- The IPC Handbook

IPC Swimming, working with Rio 2016 competition management, will be responsible for the technical control and direction of the Swimming competition at the Rio 2016 Paralympic Games.

Technical protests

For the regulations governing technical protests, please refer to the IPC Swimming Rules and Regulations: Section 2.10 (Technical Protests). 'Protest forms' may be collected from the Sport Information Desk (SID) in the competition venue or at the resolution table by the nominated NPC team official only.

During competition, once the results have been published, the protest must be submitted to the resolution table within 30 minutes, accompanied by a deposit of €150 of the equivalent in local currency. The nominated NPC team official will then be escorted from the resolution table to the Referee.

Relay declaration forms

Relay declaration forms will be available for collection from the SID. The composition of a relay team may be changed between the heats and finals of an event in accordance with the IPC Swimming Rules and Regulations: Section 3.7.3. The completed form, including names and the athlete's classification, must be submitted to the SID at least one hour before the start of the session in which the event is to take place, in the order in which they are to swim. Submitted forms with more points than permitted will not be accepted.

Start lists

Teams must collect copies of the Entry List by Event from the SID at the Olympic Aquatic Stadium from the afternoon of 3 September. Team leaders must check all entry data, including entry times and the spelling of athletes' names, and submit a Correction form with any amendments to the SID by 5 September.

Following the Technical Meeting on 6 September, start lists will be posted in team pigeonholes at the SID in the competition venue. Start lists for finals will be produced one hour after the conclusion of the heats.

Withdrawals

A medical withdrawal is the only withdrawal possible after submission of the final entries. Medical withdrawals shall be submitted to the SID as instructed at the Technical Meeting on the Medical Withdrawal form, certified by the team physician or the competition medical officer.

Clothing and equipment

Clothing and equipment used by athletes and other participants in the Swimming competition at Rio 2016 must comply with the documents listed below:

- IPC Swimming Rules and Regulations 2014-2017
- IPC Swimming List of Approved Swimsuits
- The IPC Handbook
- The IPC Manufacturer Identification Guidelines for the Rio 2016 Paralympic Games

IPC MANUFACTURER IDENTIFICATION GUIDELINES FOR THE RIO 2016 PARALYMPIC GAMES

One of the key factors that differentiate the Paralympic Games from other sporting events is the visual presentation of the Games, which includes the 'look' of the participants, the venues and the field of play.

Pursuant to the IPC Handbook, section 1, chapter 3 (Paralympic Games Principles), no form of publicity or propaganda, commercial or otherwise, may appear on persons, sportswear, accessories or, more generally, on any article of clothing or equipment whatsoever worn or used by persons participating in the Paralympic Games, except for the identification of the manufacturer of the article or equipment concerned, provided that such identification shall not be marked conspicuously for advertising purposes.

An authorised identification may only be used in compliance with the terms of the IPC Handbook, the IPC Manufacturer Identification Guidelines for the Rio 2016 Paralympic Games (distributed by the IPC to all NPCs and IFs) or as further approved in writing by the IPC. The IPC reserves the right to prohibit the use of any authorised identification on any given item in order to ensure the spirit of the principles of the IPC Handbook and the IPC Manufacturer Identification Guidelines for the Rio 2016 Paralympic Games are respected.

Below, please find the sport-specific guidelines from the IPC Manufacturer Identification Guidelines for the Rio 2016 Paralympic Games. However, all Games officials are strongly advised to refer to the complete IPC Manufacturer Identification Guidelines document for detailed information and instruction on the rules governing clothing, shoes, accessories, sporting equipment and mobility equipment at the Games.

Sport-Specific Information (from IPC Manufacturer Identification Guidelines)

IPC Swimming

ITEM	APPLICATION OF IPC MANUFACTURER IDENTIFICATION GUIDELINES
Clothing	
Swimsuit Two-piece body suits T-shirt/polo Tracksuit Jacket/Coat Sweatshirt Shorts/skirts Pants Bathrobe Windbreaker	<p>One Identification of the Manufacturer per clothing item will be permitted, when worn, to a maximum size of 30cm².</p> <p>One additional Product Technology Identification will be permitted per clothing item, to a maximum size of 10cm².</p>
One-piece body suit	Where one-piece body suits are used in competition, one Identification of the Manufacturer and one Product Technology Identification shall be permitted above the waist and below the waist, in accordance with the maximum size noted above, however these identifications shall not be placed immediately adjacent to each other.
Sport equipment	
Swim cap	<p>One Identification of the Manufacturer will be permitted, to a maximum size of 20cm² and placed on the front of the cap.</p> <p>It is permissible to wear two (2) swim caps. Both caps must comply with the above rule.</p>
Goggles	Two Identifications of the Manufacturer to a maximum size of 6cm ² each will be permitted when placed on the spectacle frame or band only.
Accessories	
Socks Hat Baseball cap	One Identification of the Manufacturer per item will be permitted, to a maximum size of 6cm ² .
Towel Chamois Bottle	No Identification of the Manufacturer will be permitted.

Bag	One Identification of the Manufacturer per item will be permitted, not greater than 10% of the surface area of the item, to a maximum size of 60cm ² .
Shoes/footwear	
Shoes	All footwear items may carry the Identification of the Manufacturer as generally used on products sold through the retail trade during the period of six (6) months or more prior to the Games.

IF specific technical requirements

The following IF technical requirements apply in relation to the General Guidelines:

SECTION 7. THIRD PARTY IDENTIFICATIONS (ATHLETE NAMES)

SWIMMING CAPS

The athlete's name, which must have a maximum size of 20cm², may be featured on both sides of the cap. The athlete's name shall be printed on the same side as the national flag or NPC emblem and country/territory name (or NPC code).

SECTION 9. MAXIMISING NATIONAL AND PARALYMPIC IDENTITY

SWIMSUITS

One flag/NPC emblem and one country/territory name or NPC code of a maximum size of 50cm² will be permitted on swimsuits. Repetitions of the national flag, elements thereof or, the colours of the national flag, which are included as a design element of the swimsuit, shall not be considered under this rule.

SWIMMING CAPS

One flag/NPC emblem and/or country/territory name (or NPC code) of a maximum size of 32cm² will be permitted on both sides of the cap.

SECTION 11. HOMOLOGATION MARKS

All swimwear used at Paralympic Games must be approved by IPC Swimming in accordance with the FINA rules and procedures set forth in the FINA Requirements for Swimwear Approval (FRSA) issued by the FINA bureau and valid on the date of approval. The list of approved swimwear can be found on the IPC Swimming website.

NOTICE OF APPROVAL

FINA will provide Manufacturers with a "FINA Approved" identification label for each approved Product.

The label carries a unique identification number which includes a reference to the year from which the approval will be valid.

"FINA APPROVED" IDENTIFICATION LABEL

The Manufacturer must use the "FINA Approved" identification label for indicating that the Product in use has been approved. The notice shall be placed in a position allowing control when worn.

SWIMSUITS

All swimsuits approved shall bear the "FINA Approved" identification labels. If the swimsuit is in two pieces, each piece shall bear a label. The labels should be printed or affixed to the swimsuits in a manner ensuring that they cannot be removed without destroying the label (to prevent transfers).

Note: Size and location of the "FINA Approved" label is clarified in the FINA Requirements for Swimwear Approval (FRSA).

SECTION 17. SUBMISSION PROCESS

No additional obligatory submission process required by the IF, section 17 of the General Guidelines applies.

FINA-approved labels must be printed on the swimsuits. The position of the label should be at the lowest level, close to any edge seam of the swimsuit, to allow for Games officials to check the label when the swimsuit is worn by an athlete.

ATHLETE SUBSTITUTION RULES

An NPC may substitute an athlete between the close of entries (15 August 2016) and their delegation registration meeting (DRM) only if the substitution is in the same sport, medal event(s) and sport class. Substitute athletes must have met all qualification and eligibility criteria for the respective event(s), and must have signed the Eligibility Code Form. The NPC must have submitted an Accreditation Application for the substitute athlete by the deadline of 27 May 2016 (long list).

Substitutions may only be made for athletes who withdraw due to injury, illness or other special circumstances. All substitutions are subject to review and approval by the IPC. Absolutely no substitutions will be permitted after the DRM.

Classification

The purpose of the Paralympic sport classification system is to minimise the impact of impairment on the outcome of competition, so that the athletes who succeed in competition are those with the best anthropometry, physiology and psychology and who have enhanced them to best effect through hard training and quality coaching. To achieve this, athletes are grouped into classes according to how much their impairment impacts on their sport-specific performance.

All athletes at the Rio 2016 Paralympic Games must comply with their respective sport's eligibility criteria, as stipulated in the Rio 2016 Paralympic Games Qualification Guide. This also applies to athletes submitted by their NPCs using a Bipartite Commission application, by a Universality Wild Card (UWC) application, or as substitutes between the final entries deadline and the DRM (where applicable).

Athlete-specific classification data (sport class and sport class status) will be uploaded onto the Sport Entries system from the Classification Master Lists provided to Rio 2016 by the respective IFs by 30 June 2016, consistent with the IPC's zero-classification policy. NPCs should ensure that their athletes are classified before 17 July 2016. This will help to ensure that the online Sport Entries module is up to date, and will allow NPCs to enter their athletes into the correct events. The deadline for final sport entries is 15 August 2016 and any changes in classification occurring after this date (15 August) must be reported to the IPC and Rio 2016 immediately.

For full information on the classification rules specific to Swimming see the IPC Swimming website and the Rio 2016 Paralympic Games Classification Guide, available on the Rio Exchange.

Classification Evaluation Period

For the Rio 2016 Paralympic Games, only athletes that have an International Sport Class and a Sport Class Status of Confirmed (C) or Review with a review date after 31 December 2016 (R2017 or later) by the date of final entry (15 August 2016) are able to enter the competition.

At the date of publication of this Guide, Classification Evaluation Periods are scoped to handle any unforeseen circumstance or exceptions. Classification details for Swimming are outlined in Table A:

TABLE A. CLASSIFICATION EVALUATION PERIOD - SWIMMING		
Date	Time	Location
3 September 2016	9.00 - 12.30	Classification Room - OAS
	14.00 - 18.30	
4 September 2016	9.00 - 12.30	
	14.00 - 18.30	
4 September 2016 (Visual Impairment)	9.00 - 12.30	Visual Classification Room - OLV
	14.00 - 18.30	

5 September 2016	9.00 - 12.30	Classification Room - OAS
	14:00 – 18:30	
5 September 2016 (Visual Impairment)	9.00 - 12.30	Visual Classification Room - OLV
	14.00 - 18.30	
6 September 2016 (Visual Impairment)	9.00 - 12.30	
	14.00 - 18.30	

Athletes' classification will take place at the respective sport's competition or training venue with the exception of classification for athletes with visual impairment (VI). This will take place in Visual Classification Evaluation Area located at the Paralympic Village.

All athletes that are required to undergo classification at Games time are required to arrive at the Games prior to the first day of the relevant sport's Classification Evaluation Period. Details on final date and time to present for classification will be communicated to each NPC after 15 August 2016.

Athletes and NPCs, through the Chef de Mission, are responsible for ensuring athletes:

- Are present for classification at least 30 minutes before their scheduled classification time.
- Bring all equipment, attire and medical information as requested by the IF classification rules and regulations. Note: some IFs may require that medical information be submitted in advance of classification. This information should be sent directly to the IF.
 - Are accompanied by an interpreter if they do not speak English.
 - Are accompanied by a member of the NPC delegation. This is mandatory for athletes under age 18.

Classification outcomes will be published by the times listed below at the sport information desks (at the venue) and at the classification information desk in sport information centre (SIC) at the Paralympic Village.

TABLE B. DAILY CLASSIFICATION SESSIONS AND OUTCOME POSTING	
Session Times	Classification Outcome Posting Deadlines
9.00 - 12.30	14.00
14.00 - 18.30	20.00

Doping control

Rio 2016 is committed to delivering a world-class anti-doping programme during the Paralympic Games. In partnership with the IPC, Rio 2016's anti-doping programme will ensure that the integrity of sport is upheld, while protecting the rights and health of the athletes.

The programme will conduct testing anytime and anywhere, without prior notice, from 31 August to 18 September 2016 and will follow collection procedures consistent with the IPC Anti-Doping Code and the World Anti-Doping Code. Sample analysis will be conducted at the WADA-accredited laboratory in Rio de Janeiro.

Full details of doping control procedures are available in the Rio 2016 Doping Control Guide, which may be downloaded from the Rio Exchange. Printed copies of the guide will be available in all doping control stations during the Games. NPCs should also note that a brief guide to doping control procedures will be distributed to all athletes.

Rio 2016 encourages NPCs to take proactive and comprehensive measures to ensure athletes, support personnel and medical staff are informed of, for example, the anti-doping rules and procedures that will be in place during the Games, the WADA Prohibited List and the importance of drug-free sport.

More information about the post-competition doping control procedures is provided on page XX below.

Sport information

SPORT INFORMATION CENTRE (SIC)

The Sport Information Centre (SIC) in the Paralympic Village will contain a desk serving each sport/discipline and provide sport information to NPCs throughout the Games. The SIC is located in the residential zone, in close proximity to the Entertainment Centre. It is open to Chefs de Mission, Deputy Chefs de Mission, team leaders and team officials (Ac and Ao). NPCs should note that it is not open to athletes.

The services provided at the SIC are:

- Dissemination of general sport information through electronic sport publications (also available on the Rio Exchange) and discussions with sport-specific staff
- Access to official results, draw/start lists and other key competition information, including schedule updates where required
- Provision of training schedule information and, where available, assistance with booking and changing training sessions
- Assistance with the communication of key information from IFs and Rio 2016 to NPCs
- Other sport-specific services
- Information on transport services and bookings for team-sport transport
- Ordering of Athlete Training Meals (48 hours in advance)
- Classification desk

The SIC will already be open on 31 August, the day the Paralympic Village officially opens, and will be open every day throughout the Games. The hours of operation will be as follows:

SIC DATES	HOURS OF OPERATION
28-30 August 2016	8.00 - 20.00
31 August – 17 September 2016	7.00 - 22.00*
18 September 2016	7.00 – 18.00
19 September 2016	8.00 - 12.00

* The SIC will close at 18.00 on 7 September due to the Opening Ceremony

Upon arrival in the Village, Team Leaders are strongly encouraged to visit their relevant SIDs in the SIC to introduce themselves and register their contact information to facilitate any necessary communication.

SPORT INFORMATION DESKS (SIDS)

Sport-related information will also be available at the SID at the venue. The SID's opening hours are as follows:

DATES	HOURS
31 August	11.30 – 20.30
1 – 7 September	6.45 – 20.30*
8 – 17 September	6.45 – 22.00

*The SID will close early on 7 September on account of the Opening Ceremony.

Info+

Info+ is the official Games information system. It offers a range of content as outlined in the table below and includes near real-time results. Info+ will go live on 31 August 2016 and will be available in English only.

CONTENT AVAILABLE ON INFO+	
Background	Historical data, statistics, competition formats, rules, criteria and venue descriptions.
Biographies	Athlete biographies, profiles of teams, coaches, referees, judges and NPCs.
Ceremonies	Details about ceremonies (medal, opening and closing), including timings and participants.

Games news	Flash quotes, press conference highlights, sport previews, news articles, statistical reports, media communications and IPC news.
Medals	Medal rankings by sport, overall rankings, medallists by day and sport/event.
Records	World and Paralympic records, including current records, record holders and new or equalled records.
Results	Competition results viewable by sport, date and country. Includes entry lists, start lists and additional sport-specific reports.
Schedules	Competition and non-competition schedules, including press conferences, IPC and cultural activities.
Transport	Transport schedules and maps.
Weather	Real-time weather conditions and forecasts.

Info+ workstations will be provided in the following locations:

- **Competition venues in team and athlete areas, including Athletes' Lounges**
- **Paralympic Village (NPC Services Centre, press workroom, resident centres, Sport Information Centre, Village Protocol Office and Welcome Centre)**

myInfo+

myInfo+ is a web-based service that will allow users to access Info+ from their own PC, laptop or tablet wherever there is access to the internet, whether in a Paralympic or non-Paralympic venue.

myInfo+ allows access to the same information available at dedicated Info+ workstations, including schedules, near real-time results, medals, records, biographies, news, historical results and transport information.

The menu, Games news, biographies and background sections of myInfo+ are compatible with screen reading software for blind and visually impaired users.

myInfo+ accounts will be free of charge. Each NPC will receive a number of accounts calculated based on its delegation size. Registration tokens will be distributed to NPCs after the DRM.

In NPC offices where the delegation size is at least 25, an Info+ workstation with an info printer will be replaced with an additional internet PC on which myInfo+ accounts can be used.

myInfo+ provides the following useful features, which are not available at dedicated Info+ workstations:

- **User customisation (for example, myInfo+ users can create their own schedules by selecting only the sports and events that interest them)**
- **Message alerts via text/SMS or email, containing information such as world records**
- **Bookmarking of results, reports and other significant Games information**
- **Hyperlinking to other key websites, such as the IPC and IFs**

- Downloadable results books
- Ability to copy and paste information from results and news reports.

Competition schedule

At Games time, an up-to-date competition schedule will be available on Info+:

THURSDAY 8 SEPTEMBER 2016 (DAY 1), OLYMPIC AQUATICS STADIUM		
SW01 9.30 - 12.05	9.30 - 9.38	Men's 100m Backstroke S6 heats
	9.38 - 9.46	Women's 100m Backstroke S6 heats
	9.46 - 10.01	Men's 400m Freestyle S8 heats
SW01 9.30 - 12.05	10.01 - 10.17	Women's 400m Freestyle S8 heats
	10.17 - 10.24	Men's 100m Breaststroke SB9 heats
SW01 9.30 - 12.05	10.24 - 10.32	Women's 100m Breaststroke SB9 heats
	10.32 - 10.41	Men's 100m Freestyle S4 heats
	10.41 - 10.53	Women's 100m Freestyle S3 heats
	10.53 - 11.01	Men's 100m Backstroke S14 heats
	11.01 - 11.09	Women's 100m Backstroke S14 heats
	11.09 - 11.16	Men's 100m Butterfly S13 heats
	11.16 - 11.24	Women's 100m Butterfly S13 heats
	11.24 - 11.36	Men's 200m Freestyle S5 heats
	11.36 - 11.49	Women's 200m Freestyle S5 heats
	11.49 - 11.57	Men's 100m Backstroke S7 heats
	11.57 - 12.05	Women's 100m Backstroke S7 heats

SW02 17.30 - 21.50	17.30 - 17.37	Men's 100m Backstroke S6 final
	17.37 - 17.44	Women's 100m Backstroke S6 final
	17.44 - 17.55	Men's 400m Freestyle S8 final
	17.55 - 18.06	Women's 400m Freestyle S8 final
	18.06 - 18.13	Men's 100m Breaststroke SB9 final
	18.13 - 18.20	Women's 100m Breaststroke SB9 final
	18.20 - 18.28	Men's 100m Backstroke S6 victory ceremony
	18.28 - 18.36	Women's 100m Backstroke S6 victory ceremony
	18.36 - 18.44	Men's 100m Freestyle S4 final
	18.44 - 18.53	Women's 100m Freestyle S3 final
	18.53 - 19.01	Men's 400m Freestyle S8 victory ceremony
	19.01 - 19.09	Women's 400m Freestyle S8 victory ceremony
	19.09 - 19.16	Men's 100m Backstroke S14 final
	19.16 - 19.23	Women's 100m Backstroke S14 final
	19.23 - 19.31	Men's 100m Breaststroke SB9 victory ceremony
	19.31 - 19.39	Women's 100m Breaststroke SB9 victory ceremony

SW02 17.30 - 21.50	19.39 - 19.46	Men's 100m Butterfly S13 final
	19.46 - 19.53	Women's 100m Butterfly S13 final
	19.53 - 20.01	Men's 100m Freestyle S4 victory ceremony
	20.01 - 20.09	Women's 100m Freestyle S3 victory ceremony
	20.09 - 20.18	Men's 200m Freestyle S5 final
	20.18 - 20.28	Women's 200m Freestyle S5 final
	20.28 - 20.36	Men's 100m Backstroke S14 victory ceremony
	20.36 - 20.44	Women's 100m Backstroke S14 victory ceremony
	20.44 - 20.51	Men's 100m Backstroke S7 final
	20.51 - 20.58	Women's 100m Backstroke S7 final
	20.58 - 21.06	Men's 100m Butterfly S13 victory ceremony
	21.06 - 21.14	Women's 100m Butterfly S13 victory ceremony
	21.14 - 21.22	Men's 200m Freestyle S5 victory ceremony
	21.22 - 21.30	Women's 200m Freestyle S5 victory ceremony
	21.30 - 21.38	Men's 100m Backstroke S7 victory ceremony
21.38 - 21.46	Women's 100m Backstroke S7 victory ceremony	

FRIDAY 9 SEPTEMBER 2016 (DAY 2), OLYMPIC AQUATICS STADIUM

SW03 9.30 - 14.45	9.30 - 9.38	Men's 100m Backstroke S1 heats
	9.38 - 9.45	Men's 100m Backstroke S2 heats
	9.45 - 9.52	Women's 100m Backstroke S2 heats
	9.52 - 9.58	Men's 50m Freestyle S7 heats
	9.58 - 10.04	Women's 50m Freestyle S7 heats
	10.04 - 10.10	Men's 50m Butterfly S6 heats
	10.10 - 10.16	Women's 50m Butterfly S6 heats
	10.16 - 10.22	Men's 50m Freestyle S10 heats
	10.22 - 10.27	Women's 50m Freestyle S10 heats
	10.27 - 10.37	Men's 100m Backstroke S11 heats
	10.37 - 10.47	Women's 100m Backstroke S11 heats
	10.47 - 11.01	Men's 400m Freestyle S9 heats

SW03 9.30 - 14.45	11.01 - 11.16	Women's 400m Freestyle S9 heats
	11.16 - 11.23	Men's 100m Butterfly S8 heats
	11.23 - 11.31	Women's 100m Butterfly S8 heats
	11.31 - 11.45	Mixed 4x50m Freestyle Relay 20points heats
SW04 17.30 - 21.50	17.30 - 17.40	Men's 100m Backstroke S1 final
	17.40 - 17.50	Men's 100m Backstroke S2 final
	17.50 - 18.00	Women's 100m Backstroke S2 final
	18.00 - 18.06	Men's 50m Freestyle S7 final
	18.06 - 18.12	Women's 50m Freestyle S7 final
	18.12 - 18.18	Men's 50m Butterfly S6 final
	18.18 - 18.24	Women's 50m Butterfly S6 final
	18.24 - 18.32	Men's 100m Backstroke S1 victory ceremony
	18.32 - 18.40	Men's 100m Backstroke S2 victory ceremony
	18.40 - 18.48	Women's 100m Backstroke S2 victory ceremony
	18.48 - 18.54	Men's 50m Freestyle S10 final
	18.54 - 19.00	Women's 50m Freestyle S10 final
	19.00 - 19.08	Men's 50m Freestyle S7 victory ceremony
	19.08 - 19.16	Women's 50m Freestyle S7 victory ceremony
	19.16 - 19.24	Men's 100m Backstroke S11 final
	19.24 - 19.32	Women's 100m Backstroke S11 final
	19.32 - 19.40	Men's 50m Butterfly S6 victory ceremony
	19.40 - 19.48	Women's 50m Butterfly S6 victory ceremony
	19.48 - 19.59	Men's 400m Freestyle S9 final
	19.59 - 20.09	Women's 400m Freestyle S9 final
	20.09 - 20.17	Men's 50m Freestyle S10 victory ceremony
	20.17 - 20.25	Women's 50m Freestyle S10 victory ceremony
	20.25 - 20.32	Men's 100m Butterfly S8 final
	20.32 - 20.39	Women's 100m Butterfly S8 final
	20.39 - 20.47	Men's 100m Backstroke S11 victory ceremony
	20.47 - 20.55	Women's 100m Backstroke S11 victory ceremony

SW04 17.30 - 21.50	20.55 - 21.05	Mixed 4x50m Freestyle Relay 20points final
	21.05 - 21.13	Men's 400m Freestyle S9 victory ceremony
	21.13 - 21.21	Women's 400m Freestyle S9 victory ceremony
	21.21 - 21.29	Men's 100m Butterfly S8 victory ceremony
	21.29 - 21.37	Women's 100m Butterfly S8 victory ceremony
	21.37 - 21.45	Mixed 4x50m Freestyle Relay 20points victory ceremony
SATURDAY 10 SEPTEMBER 2016 (DAY 3), OLYMPIC AQUATICS STADIUM		
SW05 9.30 - 11.50	9.30 - 9.37	Men's 100m Breaststroke SB7 heats
	9.37 - 9.46	Women's 100m Breaststroke SB7 heats
	9.46 - 9.52	Men's 50m Freestyle S6 heats
	9.52 - 9.58	Women's 50m Freestyle S6 heats
	9.58 - 10.05	Men's 50m Butterfly S5 heats
	10.05 - 10.13	Women's 50m Butterfly S5 heats
	10.13 - 10.22	Men's 50m Backstroke S3 heats
	10.22 - 10.32	Women's 50m Backstroke S3 heats
	10.32 - 10.42	Men's 200m IM SM13 heats
	10.42 - 10.53	Women's 200m IM SM13 heats
	10.53 - 11.00	Men's 100m Backstroke S10 heats
	11.00 - 11.08	Women's 100m Backstroke S10 heats
	11.08 - 11.26	Men's 400m Freestyle S11 heats
	11.26 - 11.46	Women's 400m Freestyle S11 heats
SW06 17.30 - 21.54	17.30 - 17.37	Men's 100m Breaststroke SB7 final
	17.37 - 17.44	Women's 100m Breaststroke SB7 final
	17.44 - 17.50	Men's 50m Freestyle S6 final
	17.50 - 17.56	Women's 50m Freestyle S6 final
	17.56 - 18.03	Men's 50m Butterfly S5 final
	18.03 - 18.10	Women's 50m Butterfly S5 final
	18.10 - 18.18	Men's 100m Breaststroke SB7 victory ceremony
	18.18 - 18.26	Women's 100m Breaststroke SB7 victory ceremony

SW06 17.30 - 21.54	18.26 - 18.34	Men's 50m Backstroke S3 final
	18.34 - 18.42	Women's 50m Backstroke S3 final
	18.42 - 18.50	Men's 50m Freestyle S6 victory ceremony
	18.50 - 18.58	Women's 50m Freestyle S6 victory ceremony
	18.58 - 19.06	Men's 200m IM SM13 final
	19.06 - 19.15	Women's 200m IM SM13 final
	19.15 - 19.23	Men's 50m Butterfly S5 victory ceremony
	19.23 - 19.31	Women's 50m Butterfly S5 victory ceremony
	19.31 - 19.38	Men's 100m Backstroke S10 final
	19.38 - 19.45	Women's 100m Backstroke S10 final
	19.45 - 19.53	Men's 50m Backstroke S3 victory ceremony
	19.53 - 20.01	Women's 50m Backstroke S3 victory ceremony
	20.01 - 20.13	Men's 400m Freestyle S11 final
	20.13 - 20.26	Women's 400m Freestyle S11 final
	20.26 - 20.34	Men's 200m IM SM13 victory ceremony
	20.34 - 20.42	Women's 200m IM SM13 victory ceremony
	20.42 - 20.50	Men's 100m Backstroke S10 victory ceremony
	20.50 - 20.58	Women's 100m Backstroke S10 victory ceremony
20.58 - 21.06	Men's 400m Freestyle S11 victory ceremony	
21.06 - 21.14	Women's 400m Freestyle S11 victory ceremony	
SUNDAY 11 SEPTEMBER 2016 (DAY 4), OLYMPIC AQUATICS STADIUM		
SW07 9.30 - 11.50	9.30 - 9.39	Men's 100m Breaststroke SB5 heats
	9.39 - 9.49	Women's 100m Breaststroke SB5 heats
	9.49 - 9.59	Men's 200m IM SM9 heats
	9.59 - 10.09	Women's 200m IM SM9 heats
	10.09 - 10.16	Men's 100m Breaststroke SB13 heats
	10.16 - 10.24	Women's 100m Breaststroke SB13 heats
	10.24 - 10.33	Men's 200m Freestyle S14 heats
	10.33 - 10.43	Women's 200m Freestyle S14 heats

SW07 9.30 - 11.50	10.43 - 10.52	Men's 200m IM SM10 heats
	10.52 - 11.02	Women's 200m IM SM10 heats
	11.02 - 11.09	Men's 100m Freestyle S8 heats
	11.09 - 11.16	Women's 100m Freestyle S8 heats
	11.16 - 11.26	Men's 100m Breaststroke SB4 heats
	11.26 - 11.37	Women's 100m Breaststroke SB4 heats
	11.37 - 11.48	Men's 200m Freestyle S2 heats
SW08 17.30 - 21.30	17.30 - 17.37	Men's 100m Breaststroke SB5 final
	17.37 - 17.46	Women's 100m Breaststroke SB5 final
	17.46 - 17.54	Men's 200m IM SM9 final
	17.54 - 18.02	Women's 200m IM SM9 final
	18.02 - 18.09	Men's 100m Breaststroke SB13 final
	18.09 - 18.16	Women's 100m Breaststroke SB13 final
SW08 17.30 - 21.30	18.16 - 18.24	Men's 100m Breaststroke SB5 victory ceremony
	18.24 - 18.32	Women's 100m Breaststroke SB5 victory ceremony
	18.32 - 18.40	Men's 200m Freestyle S14 final
	18.40 - 18.47	Women's 200m Freestyle S14 final
	18.47 - 18.55	Men's 200m IM SM9 victory ceremony
	18.55 - 19.03	Women's 200m IM SM9 victory ceremony
	19.03 - 19.11	Men's 200m IM SM10 final
	19.11 - 19.20	Women's 200m IM SM10 final
	19.20 - 19.28	Men's 100m Breaststroke SB13 victory ceremony
	19.28 - 19.36	Women's 100m Breaststroke SB13 victory ceremony
	19.36 - 19.42	Men's 100m Freestyle S8 final
	19.42 - 19.49	Women's 100m Freestyle S8 final
	19.49 - 19.57	Men's 200m Freestyle S14 victory ceremony
	19.57 - 20.05	Women's 200m Freestyle S14 victory ceremony
	20.05 - 20.13	Men's 100m Breaststroke SB4 final
	20.13 - 20.21	Women's 100m Breaststroke SB4 final

SW08 17.30 - 21.30	20.21 - 20.29	Men's 200m IM SM10 victory ceremony
	20.29 - 20.37	Women's 200m IM SM10 victory ceremony
	20.37 - 20.50	Men's 200m Freestyle S2 final
	20.50 - 20.58	Men's 100m Freestyle S8 victory ceremony
	20.58 - 21.06	Women's 100m Freestyle S8 victory ceremony
	21.06 - 21.14	Men's 100m Breaststroke SB4 victory ceremony
	21.14 - 21.22	Women's 100m Breaststroke SB4 victory ceremony
	21.22 - 21.30	Men's 200m Freestyle S2 victory ceremony
MONDAY 12 SEPTEMBER 2016 (DAY 5), OLYMPIC AQUATICS STADIUM		
SW09 9.30 - 12.00	9.30 - 9.44	Men's 400m Freestyle S13 heats
	9.44 - 9.59	Women's 400m Freestyle S13 heats
	9.59 - 10.11	Men's 150m IM SM4 heats
	10.11 - 10.26	Women's 150m IM SM4 heats
	10.26 - 10.34	Men's 50m Freestyle S11 heats
	10.34 - 10.42	Women's 50m Freestyle S11 heats
	10.42 - 10.49	Men's 100m Butterfly S10 heats
	10.49 - 10.56	Women's 100m Butterfly S10 heats
	10.56 - 11.03	Men's 100m Freestyle S9 heats
	11.03 - 11.10	Women's 100m Freestyle S9 heats
	11.10 - 11.21	Men's 200m IM SM6 heats
	11.21 - 11.33	Women's 200m IM SM6 heats
	11.33 - 11.39	Men's 50m Butterfly S7 heats
	11.39 - 11.45	Women's 50m Butterfly S7 heats
	11.45 - 11.52	Men's 50m Freestyle S5 heats
	11.52 - 12.00	Women's 50m Freestyle S5 heats
SW10 17.30 - 21.45	17.30 - 17.40	Men's 400m Freestyle S13 final
	17.40 - 17.51	Women's 400m Freestyle S13 final
	17.51 - 18.00	Men's 150m IM SM4 final
	18.00 - 18.10	Women's 150m IM SM4 final

SW10 17.30 - 21.45	18.10 - 18.17	Men's 50m Freestyle S11 final
	18.17 - 18.24	Women's 50m Freestyle S11 final
	18.24 - 18.32	Men's 400m Freestyle S13 victory ceremony
	18.32 - 18.40	Women's 400m Freestyle S13 victory ceremony
	18.40 - 18.47	Men's 100m Butterfly S10 final
	18.47 - 18.54	Women's 100m Butterfly S10 final
	18.54 - 19.02	Men's 150m IM SM4 victory ceremony
	19.02 - 19.10	Women's 150m IM SM4 victory ceremony
	19.10 - 19.16	Men's 100m Freestyle S9 final
	19.16 - 19.23	Women's 100m Freestyle S9 final
	19.23 - 19.31	Men's 50m Freestyle S11 victory ceremony
	19.31 - 19.39	Women's 50m Freestyle S11 victory ceremony
	19.39 - 19.48	Men's 200m IM SM6 final
	19.48 - 19.57	Women's 200m IM SM6 final
	19.57 - 20.05	Men's 100m Butterfly S10 victory ceremony
	20.05 - 20.13	Women's 100m Butterfly S10 victory ceremony
	20.13 - 20.19	Men's 50m Butterfly S7 final
	20.19 - 20.25	Women's 50m Butterfly S7 final
	20.25 - 20.33	Men's 100m Freestyle S9 victory ceremony
	20.33 - 20.41	Women's 100m Freestyle S9 victory ceremony
	20.41 - 20.48	Men's 50m Freestyle S5 final
	20.48 - 20.55	Women's 50m Freestyle S5 final
	20.55 - 21.03	Men's 200m IM SM6 victory ceremony
	21.03 - 21.11	Women's 200m IM SM6 victory ceremony
	21.11 - 21.19	Men's 50m Butterfly S7 victory ceremony
	21.19 - 21.27	Women's 50m Butterfly S7 victory ceremony
	21.27 - 21.35	Men's 50m Freestyle S5 victory ceremony
	21.35 - 21.43	Women's 50m Freestyle S5 victory ceremony

TUESDAY 13 SEPTEMBER 2016 (DAY 6), OLYMPIC AQUATICS STADIUM		
SW11 9.30 - 12.00	9.30 - 9.46	Men's 400m Freestyle S6 heats
	9.46 - 10.03	Women's 400m Freestyle S6 heats
	10.03 - 10.14	Men's 200m IM SM7 heats
	10.14 - 10.26	Women's 200m IM SM7 heats
	10.26 - 10.33	Men's 100m Freestyle S10 heats
	10.33 - 10.40	Women's 100m Freestyle S10 heats
	10.40 - 10.50	Men's 100m Breaststroke SB11 heats
	10.50 - 11.0	Women's 100m Breaststroke SB11 heats
	11.00 - 11.07	Men's 100m Breaststroke SB12 heats
	11.07 - 11.15	Men's 100m Backstroke S8 heats
	11.15 - 11.23	Women's 100m Backstroke S8 heats
	11.23 - 11.29	Men's 50m Freestyle S9 heats
	11.29 - 11.35	Women's 50m Freestyle S9 heats
SW11 9.30 - 12.00	11.35 - 11.44	Men's 50m Freestyle S3 heats
	11.44 - 11.57	Men's 200m Freestyle S4 heats
SW12 17.30 - 21.35	17.30 - 17.41	Men's 400m Freestyle S6 final
	17.41 - 17.53	Women's 400m Freestyle S6 final
	17.53 - 18.01	Men's 200m IM SM7 final
	18.01 - 18.11	Women's 200m IM SM7 final
	18.11 - 18.17	Men's 100m Freestyle S10 final
	18.17 - 18.24	Women's 100m Freestyle S10 final
	18.24 - 18.32	Men's 400m Freestyle S6 victory ceremony
	18.32 - 18.40	Women's 400m Freestyle S6 victory ceremony
	18.40 - 18.48	Men's 100m Breaststroke SB11 final
	18.48 - 18.56	Women's 100m Breaststroke SB11 final
	18.56 - 19.03	Men's 100m Breaststroke SB12 final
	19.03 - 19.11	Men's 200m IM SM7 victory ceremony
	19.11 - 19.19	Women's 200m IM SM7 victory ceremony

SW12 17.30 - 21.35	19.19 - 19.26	Men's 100m Backstroke S8 final
	19.26 - 19.33	Women's 100m Backstroke S8 final
	19.33 - 19.41	Men's 100m Freestyle S10 victory ceremony
	19.41 - 19.49	Women's 100m Freestyle S10 victory ceremony
	19.49 - 19.55	Men's 50m Freestyle S9 final
	19.55 - 20.01	Women's 50m Freestyle S9 final
	20.01 - 20.09	Men's 100m Breaststroke SB11 victory ceremony
	20.09 - 20.17	Women's 100m Breaststroke SB11 victory ceremony
	20.17 - 20.25	Men's 100m Breaststroke SB12 victory ceremony
	20.25 - 20.33	Men's 50m Freestyle S3 final
	20.33 - 20.43	Men's 200m Freestyle S4 final
	20.43 - 20.51	Men's 100m Backstroke S8 victory ceremony
	20.51 - 20.59	Women's 100m Backstroke S8 victory ceremony
	20.59 - 21.07	Men's 50m Freestyle S9 victory ceremony
	21.07 - 21.15	Women's 50m Freestyle S9 victory ceremony
21.15 - 21.23	Men's 50m Freestyle S3 victory ceremony	
21.23 - 21.31	Men's 200m Freestyle S4 victory ceremony	

WEDNESDAY 14 SEPTEMBER 2016 (DAY 7), OLYMPIC AQUATICS STADIUM

SW13 9.30 - 12.05	9.30 - 9.37	Men's 100m Breaststroke SB8 heats
	9.37 - 9.45	Women's 100m Breaststroke SB8 heats
	9.45 - 10.00	Men's 400m Freestyle S7 heats
	10.00 - 10.17	Women's 400m Freestyle S7 heats
	10.17 - 10.24	Men's 100m Breaststroke SB14 heats
	10.24 - 10.32	Women's 100m Breaststroke SB14 heats
	10.32 - 10.50	Men's 100m Backstroke S12 heats
	10.50 - 10.58	Women's 100m Backstroke S12 heats
	10.58 - 11.07	Men's 100m Butterfly S11 heats
	11.07 - 11.17	Men's 50m Breaststroke SB2 heats
	11.17 - 11.26	Men's 50m Breaststroke SB3 heats

SW13 9.30 - 12.05	11.26 - 11.36	Women's 50m Breaststroke SB3 heats
	11.36 - 11.42	Men's 50m Freestyle S13 heats
	11.42 - 11.48	Women's 50m Freestyle S13 heats
	11.48 - 12.02	Men's 4x100m Freestyle Relay 34points heats
SW14 17.30 - 21.25	17.30 - 17.36	Men's 100m Breaststroke SB8 final
	17.36 - 17.44	Women's 100m Breaststroke SB8 final
	17.44 - 17.54	Men's 400m Freestyle S7 final
	17.54 - 18.06	Women's 400m Freestyle S7 final
	18.06 - 18.13	Men's 100m Breaststroke SB14 final
	18.13 - 18.20	Women's 100m Breaststroke SB14 final
	18.20 - 18.28	Men's 100m Breaststroke SB8 victory ceremony
	18.28 - 18.36	Women's 100m Breaststroke SB8 victory ceremony
	18.36 - 18.48	Men's 100m Backstroke S12 final
	18.48 - 18.55	Women's 100m Backstroke S12 final
	18.55 - 19.03	Men's 100m Butterfly S11 final
	19.03 - 19.11	Men's 400m Freestyle S7 victory ceremony
	19.11 - 19.19	Women's 400m Freestyle S7 victory ceremony
	19.19 - 19.27	Men's 50m Breaststroke SB2 final
	19.27 - 19.35	Men's 50m Breaststroke SB3 final
	19.35 - 19.43	Women's 50m Breaststroke SB3 final
	19.43 - 19.51	Men's 100m Breaststroke SB14 victory ceremony
	19.51 - 19.59	Women's 100m Breaststroke SB14 victory ceremony
	19.59 - 20.05	Men's 50m Freestyle S13 final
	20.05 - 20.11	Women's 50m Freestyle S13 final
	20.11 - 20.19	Men's 100m Backstroke S12 victory ceremony
	20.19 - 20.27	Women's 100m Backstroke S12 victory ceremony
	20.27 - 20.35	Men's 100m Butterfly S11 victory ceremony
	20.35 - 20.45	Men's 4x100m Freestyle Relay 34points final
20.45 - 20.53	Men's 50m Breaststroke SB2 victory ceremony	

SW14 17.30 - 21.25	20.53 - 21.01	Men's 50m Breaststroke SB3 victory ceremony
	21.01 - 21.09	Women's 50m Breaststroke SB3 victory ceremony
	21.09 - 21.17	Men's 50m Freestyle S13 victory ceremony
	21.17 - 21.25	Women's 50m Freestyle S13 victory ceremony
	21.25 - 21.33	Men's 4x100m Freestyle Relay 34points victory ceremony
WEDNESDAY 15 SEPTEMBER 2016 (DAY 8), OLYMPIC AQUATICS STADIUM		
SW15 9.30 - 11.55	9.30 - 9.36	Men's 100m Butterfly S9 heats
	9.36 - 9.44	Women's 100m Butterfly S9 heats
	9.44 - 9.52	Men's 100m Breaststroke SB6 heats
	9.52 - 10.00	Women's 100m Breaststroke SB6 heats
	10.00 - 10.14	Men's 400m Freestyle S10 heats
	10.14 - 10.29	Women's 400m Freestyle S10 heats
	10.29 - 10.45	Men's 200m Freestyle S3 heats
	10.45 - 11.00	Women's 200m IM SM5 heats
	11.00 - 11.09	Men's 100m Freestyle S11 heats
	11.09 - 11.18	Women's 100m Freestyle S11 heats
	11.18 - 11.24	Men's 50m Backstroke S1 heats
	11.24 - 11.30	Men's 50m Backstroke S2 heats
	11.30 - 11.36	Women's 50m Backstroke S2 heats
	11.36 - 11.52	Women's 4x100m Freestyle Relay 34points heats
SW16 17.30 - 21.25	17.30 - 17.36	Men's 100m Butterfly S9 final
	17.36 - 17.43	Women's 100m Butterfly S9 final
	17.43 - 17.50	Men's 100m Breaststroke SB6 final
	17.50 - 17.58	Women's 100m Breaststroke SB6 final
	17.58 - 18.08	Men's 400m Freestyle S10 final
	18.08 - 18.18	Women's 400m Freestyle S10 final
	18.18 - 18.26	Men's 100m Butterfly S9 victory ceremony
	18.26 - 18.34	Women's 100m Butterfly S9 victory ceremony
	18.34 - 18.45	Men's 200m Freestyle S3 final

SW16 17.30 - 21.25	18.45 - 18.56	Women's 200m IM SM5 final
	18.56 - 19.04	Men's 100m Breaststroke SB6 victory ceremony
	19.04 - 19.12	Women's 100m Breaststroke SB6 victory ceremony
	19.12 - 19.20	Men's 100m Freestyle S11 final
	19.20 - 19.28	Women's 100m Freestyle S11 final
	19.28 - 19.36	Men's 400m Freestyle S10 victory ceremony
	19.36 - 19.44	Women's 400m Freestyle S10 victory ceremony
	19.44 - 19.52	Men's 50m Backstroke S1 final
	19.52 - 20.00	Men's 50m Backstroke S2 final
	20.00 - 20.09	Women's 50m Backstroke S2 final
	20.09 - 20.17	Men's 200m Freestyle S3 victory ceremony
	20.17 - 20.25	Women's 200m IM SM5 victory ceremony
	20.25 - 20.36	Women's 4x100m Freestyle Relay 34points final
	20.36 - 20.44	Men's 100m Freestyle S11 victory ceremony
	20.44 - 20.52	Women's 100m Freestyle S11 victory ceremony
	20.52 - 21.00	Men's 50m Backstroke S1 victory ceremony
	21.00 - 21.08	Men's 50m Backstroke S2 victory ceremony
	21.08 - 21.16	Women's 50m Backstroke S2 victory ceremony
21.16 - 21.24	Women's 4x100m Freestyle Relay 34points victory ceremony	
WEDNESDAY 16 SEPTEMBER 2016 (DAY 9), OLYMPIC AQUATICS STADIUM		
SW17 9.30 - 12.00	9.30 - 9.37	Men's 100m Freestyle S7 heats
	9.37 - 9.44	Women's 100m Freestyle S7 heats
	9.44 - 9.52	Men's 100m Backstroke S9 heats
	9.52 - 10.00	Women's 100m Backstroke S9 heats
	10.00 - 10.05	Men's 50m Freestyle S8 heats
	10.05 - 10.11	Women's 50m Freestyle S8 heats
	10.11 - 10.19	Men's 50m Backstroke S4 heats
	10.19 - 10.27	Women's 50m Backstroke S4 heats
	10.27 - 10.40	Men's 200m IM SM11 heats
	10.40 - 10.53	Women's 200m IM SM11 heats

SW17 9.30 - 12.00	10.53 - 11.00	Men's 100m Freestyle S13 heats
	11.00 - 11.07	Women's 100m Freestyle S13 heats
	11.07 - 11.14	Men's 50m Backstroke S5 heats
	11.14 - 11.22	Women's 50m Backstroke S5 heats
	11.22 - 11.36	Men's 150m IM SM3 heats
	11.36 - 11.53	Women's 4x100m Medley Relay 34points heats
SW18 17.30 - 21.40	17.30 - 17.36	Men's 100m Freestyle S7 final
	17.36 - 17.43	Women's 100m Freestyle S7 final
	17.43 - 17.50	Men's 100m Backstroke S9 final
	17.50 - 17.57	Women's 100m Backstroke S9 final
	17.57 - 18.03	Men's 50m Freestyle S8 final
	18.03 - 18.09	Women's 50m Freestyle S8 final
	18.09 - 18.17	Men's 100m Freestyle S7 victory ceremony
	18.17 - 18.25	Women's 100m Freestyle S7 victory ceremony
	18.25 - 18.32	Men's 50m Backstroke S4 final
	18.32 - 18.40	Women's 50m Backstroke S4 final
	18.40 - 18.48	Men's 100m Backstroke S9 victory ceremony
	18.48 - 18.56	Women's 100m Backstroke S9 victory ceremony
	18.56 - 19.05	Men's 200m IM SM11 final
	19.05 - 19.15	Women's 200m IM SM11 final
	19.15 - 19.23	Men's 50m Freestyle S8 victory ceremony
	19.23 - 19.31	Women's 50m Freestyle S8 victory ceremony
	19.31 - 19.38	Men's 100m Freestyle S13 final
	19.38 - 19.44	Women's 100m Freestyle S13 final
	19.44 - 19.52	Men's 50m Backstroke S4 victory ceremony
	19.52 - 20.00	Women's 50m Backstroke S4 victory ceremony
20.00 - 20.07	Men's 50m Backstroke S5 final	
20.07 - 20.14	Women's 50m Backstroke S5 final	
20.14 - 20.22	Men's 200m IM SM11 victory ceremony	

SW18 17.30 - 21.40	20.22 - 20.30	Women's 200m IM SM11 victory ceremony
	20.30 - 20.40	Men's 150m IM SM3 final
	20.40 - 20.48	Men's 100m Freestyle S13 victory ceremony
	20.48 - 20.56	Women's 100m Freestyle S13 victory ceremony
	20.56 - 21.08	Women's 4x100m Medley Relay 34points final
	21.08 - 21.16	Men's 50m Backstroke S5 victory ceremony
	21.16 - 21.24	Women's 50m Backstroke S5 victory ceremony
	21.24 - 21.32	Men's 150m IM SM3 victory ceremony
	21.32 - 21.40	Women's 4x100m Medley Relay 34points victory ceremony
WEDNESDAY 17 SEPTEMBER 2016 (DAY 10), OLYMPIC AQUATICS STADIUM		
SW19 9.30 - 11.45	9.30 - 9.37	Men's 100m Freestyle S6 heats
	9.37 - 9.44	Women's 100m Freestyle S6 heats
	9.44 - 9.54	Men's 200m IM SM8 heats
	9.54 - 10.05	Women's 200m IM SM8 heats
	10.05 - 10.11	Men's 50m Freestyle S12 heats
	10.11 - 10.17	Women's 50m Freestyle S12 heats
	10.17 - 10.24	Men's 50m Freestyle S4 heats
	10.24 - 10.32	Women's 50m Freestyle S4 heats
	10.32 - 10.40	Men's 100m Backstroke S13 heats
	10.40 - 10.48	Women's 100m Backstroke S13 heats
	10.48 - 10.57	Men's 100m Freestyle S5 heats
	10.57 - 11.06	Women's 100m Freestyle S5 heats
	11.06 - 11.15	Men's 200m IM SM14 heats
	11.15 - 11.25	Women's 200m IM SM14 heats
11.25 - 11.40	Men's 4x100m Medley Relay 34points heats	

SW20 17.30 - 21.30	17.30 - 17.36	Men's 100m Freestyle S6 final
	17.36 - 17.43	Women's 100m Freestyle S6 final
	17.43 - 17.51	Men's 200m IM SM8 final
	17.51 - 18.00	Women's 200m IM SM8 final
	18.00 - 18.06	Men's 50m Freestyle S12 final
SW20 17.30 - 21.30	18.06 - 18.12	Women's 50m Freestyle S12 final
	18.12 - 18.20	Men's 100m Freestyle S6 victory ceremony
	18.20 - 18.28	Women's 100m Freestyle S6 victory ceremony
	18.28 - 18.35	Men's 50m Freestyle S4 final
	18.35 - 18.42	Women's 50m Freestyle S4 final
	18.42 - 18.50	Men's 200m IM SM8 victory ceremony
	18.50 - 18.58	Women's 200m IM SM8 victory ceremony
	18.58 - 19.05	Men's 100m Backstroke S13 final
	19.05 - 19.12	Women's 100m Backstroke S13 final
	19.12 - 19.20	Men's 50m Freestyle S12 victory ceremony
	19.20 - 19.28	Women's 50m Freestyle S12 victory ceremony
	19.28 - 19.36	Men's 100m Freestyle S5 final
	19.36 - 19.44	Women's 100m Freestyle S5 final
	19.44 - 19.52	Men's 50m Freestyle S4 victory ceremony
	19.52 - 20.00	Women's 50m Freestyle S4 victory ceremony
	20.00 - 20.08	Men's 200m IM SM14 final
	20.08 - 20.16	Women's 200m IM SM14 final
	20.16 - 20.24	Men's 100m Backstroke S13 victory ceremony
	20.24 - 20.32	Women's 100m Backstroke S13 victory ceremony
	20.32 - 20.42	Men's 4x100m Medley Relay 34points final
	20.42 - 20.50	Men's 100m Freestyle S5 victory ceremony
	20.50 - 20.58	Women's 100m Freestyle S5 victory ceremony
	20.58 - 21.06	Men's 200m IM SM14 victory ceremony
	21.06 - 21.14	Women's 200m IM SM14 victory ceremony
	21.14 - 21.26	Men's 4x100m Medley Relay 34points victory ceremony



COMPETITION: GENERAL INFORMATION

Competition: General Information

Pre-competition procedures

TECHNICAL MEETING

DATE:

6 September 2016

TIME:

10.00 – 12.00

LOCATION:

Olympic Aquatics Stadium

A representative from each NPC must be present at the Technical Meeting, which will be led by IPC Swimming. A roll call will be taken at the start of the meeting to confirm attendance. The agenda will be distributed at the meeting. Only two representatives per NPC will be allowed to attend the meeting. The meeting will be conducted in English.

Competition procedures

Warm-up and call to competition

TIME BEFORE COMPETITION	ACTIVITY	DETAILS
2 hours (120 min) before the start of the session	Warm-up (heats and finals)	The warm-up and competition pool in the Aquatics Stadium will be open to athletes competing in that competition session.
20 minutes before the start of the session	End of warm-up	The competition pool will close 20 minutes before the start of the session and all athletes and team staff will be requested to clear the water and pool deck.

15 minutes before the official start time of the event	Athletes and support staff* must report to the First Call Room	<p>Athletes (including reserves for the finals) and support staff* must report to the First Call Room, with accreditation visible, no later than 15 minutes before the start time of their event.</p> <p>Following IPC Manufacturer Identification Guidelines' checks, athletes will be escorted to the Final Call Room. Accreditation will be collected from athletes in the Final Call Room and taken to the doping control table on the field of play for collection after the race.</p>
--	--	---

* Deck access for support staff will only be permitted when a swimmer has a support staff requirement recorded in the IPC Swimming Classification Master List.

All athletes must wear their NPC tracksuit and appropriate footwear for introductions for finals and Victory Ceremonies. Flip-flops or clogs are not considered appropriate footwear.

Accredited/team seating

Depending on the feasibility once final entries have been received, teams will be arranged into groups of a similar number, with the possibility of groups rotating positions in the seating stands on a daily basis. Rio 2016 will be enforcing a clear deck policy during competition, therefore no movement around the poolside will be permitted during competition sessions.

Lactate testing

Only NPCs approved by IPC Swimming may conduct lactate testing. The final application deadline is 13 June 2016, via the IPC Swimming website. Teams conducting lactate testing must ensure that testing takes place in the athlete preparation area and the athlete staging area, and that all sharps and other accessories are disposed of in a safe and considerate manner within the sharps disposal bins provided.

Video recording

Any filming at the Rio 2016 Paralympic Games by Athletes/Competition Partners/Team Official/Games Officials ('Participants') will require prior written approval from the IPC and will only be allowed from the Participants designated seating in the stands. Other dedicated filming positions must be booked directly with IPC Swimming (see NPC Filming Positions, below).

Filming is only allowed with non-professional camera equipment. The IPC will be entitled to decide whether camera equipment is to be considered of 'professional standard' for the purpose of this policy. IPC Policy says the camera must be a 'non-broadcast camera', i.e. a camera that is used for domestic use rather than for commercial high-end broadcasting.

For more information please visit <https://www.paralympic.org/rio-2016/guides-and-policies> and download the Photography and Filming at the Rio 2016 Paralympic Games form.

Completed forms should be submitted to:

SASCHA BECK

BROADCASTING MANAGER

International Paralympic Committee

sascha.beck@paralympic.org

NPC filming positions

NPC filming positions have been allocated to NPCs on a first-come, first-served basis through the Rate Card booking system. Teams who have booked a filming position should report to the SID at the Olympic Aquatics Stadium to collect the supplementary NPC passes that will allow access to the filming position in the seating stands.

Biomechanical filming

Only NPCs approved by IPC Swimming may conduct biomechanical filming. The final application deadline is 13 June 2016, via the IPC Swimming website. Teams approved to conducting biomechanical filming will receive 2 accreditation passes to be in the designated filming area.

POST-COMPETITION PROCEDURES

Leaving the pool

Athletes should leave at the sides of the pool as directed by moving underneath each lane rope. Swimmers should not roll over the lane ropes or climb over the top of the Omega touch pads to exit the pool. Before proceeding through the mixed zone, swimmers must collect their accreditation from the doping control desk on the field of play.

Athletes may collect their kit from the basket area after proceeding through the mixed zone on the field of play.

Doping control

Athletes selected for doping control will be notified in person and escorted to the Doping Control Station by an anti-doping chaperone as soon as practically possible after they have finished competing. The athlete will be advised of the type of sample that they are being asked to provide - urine and/or blood, of the rights and responsibilities when undergoing doping control and will be directed to sign the Athlete Notification Form. It is the responsibility of the athlete to remain under continuous observation of the anti-doping chaperone after notification. For details of the doping control programme at Rio 2016, see p20.

Mixed zone

All competition venues will include a mixed zone, where accredited press, including reporters of the Paralympic News Service (PNS), will interview athletes as they leave the field of play. All athletes must pass through the mixed zone as they leave the field of play, but are not obliged to speak.

As they leave the field of play, athletes will pass through the mixed zone. Reporters from the PNS will also work in the mixed zone to gather athlete comments that will then be uploaded to Info+ (see p20) and distributed as flash quotes. These will be available to all accredited people at the Games.

NPC Press Attachés will be permitted to meet their athletes on the pathway of the mixed zone, but this is limited to the press section only. Press Attachés must be wearing their armband (distributed by the IPC) and must abide by the agreed rules of conduct.

Press conferences

During the Paralympic Games, mixed zones will be the primary area for athlete interviews. Press conferences will only be held at competition venues when they make sense editorially and when the media request them. The updated schedule of press conferences will be available on Info+ and myInfo+.

NPC press conferences may also take place in the Main Press Centre (MPC) or the Paralympic Village Media Centre at any time during the Games. NPCs must book these press conferences no later than the day before they are scheduled to occur, through the on-site Press Conference Booking Office, at the MPC.

For press conferences at the MPC, professional interpreters will be available to provide simultaneous interpretation in English, French, Portuguese, Spanish, Japanese and Chinese. For medal-round press conferences at competition venues, consecutive interpretation will be provided according to need.

Results distribution

Different from past Games, there will not be regular distribution of printed results to the NPCs. For certain reports, a limited number of copies will be distributed to team leaders at the SID. Results for all sports will also be available through Info+/myInfo+ and the Rio 2016 official website; see p20.

No later than 24 hours after all competition for a discipline has ended, a results book containing all results and competition-related reports for that discipline will be made available for download in PDF format on the Rio 2016 official website. The Rio 2016 official website will be available until 31 December 2016.

Victory Ceremonies

All Victory Ceremonies will be conducted in English and Portuguese, and will occur at all competition venues, as per the date and time indicated in the sport competition schedule.

There will be a five-minute briefing for medallists before the Victory Ceremony, during which athletes will be shown the route along which they will be led and reminded of the procedures they will need to follow. Only the athletes may be present at this briefing, unless otherwise indicated. There will also be a briefing for coaches and team officials the day before the finals.

Athlete escorts will lead athletes to the podium for the Victory Ceremony. During the medal presentation, accreditation must either be temporarily surrendered to the Victory Ceremony coordinator or hidden out of sight. No participant in the Victory Ceremony should have flags, mascots, a mobile phone, a camera, headphones, sport equipment or other items on them during the ceremony. If any athlete is in possession of any of these items, they must be passed to the Victory Ceremony coordinator for the duration of the Ceremony. Athletes must be wearing their NPC tracksuits. Please also note that no one other than athletes and those who are part of the Sport Presentation Victory Ceremonies team may be part of the Victory Ceremony.

Upon completion of the photo opportunity after the Victory Ceremony, each athlete will be required to pass through the mixed zone, unless indicated by the athlete escorts and the Rio 2016 Sport Manager.

During the Victory Ceremony, the Doping Control team is required to keep athletes in its line of sight at all times; therefore, it is imperative that athletes do not deviate from the prescribed routes outlined in the briefing.

Medals and Diplomas

Medals and diplomas will be awarded in each event as follows:

- 1st place: A gold medal, a diploma and a Paralympic medallist's pin.
- 2nd place: A silver medal, a diploma and a Paralympic medallist's pin.
- 3rd place: A bronze medal, a diploma and a Paralympic medallist's pin.
- 4th–8th places: A diploma.

Diplomas will be awarded based on the number of participants in each event, as follows:

PARTICIPANTS	DIPLOMAS
6	5 (1st–5th places)
7	6 (1st–6th places)
8	7 (1st–7th places)
9 or more	8 (1st–8th places)



COMPETITION: VENUE INFORMATION

Competition: Venue information

The Swimming events will be held at the Olympic Aquatics Stadium in the Barra Olympic Park. The venue includes a 50m competition pool and a 50m warm-up pool. During the Paralympic Games, it will have the gross capacity of approximately 15,000 spectators for the Swimming events.

KEY INFORMATION

OLYMPIC AQUATICS STADIUM

Av. Embaixador Abelardo Bueno, 3.401/80
Barra da Tijuca

DISTANCE FROM PARALYMPIC VILLAGE:

5km

VENUE ACCESS

Rio 2016 Transport will transport athletes between the Athlete Transport Mall at the Paralympic Village and the Athletes' Load Zone at the Olympic Aquatics Stadium.

Rio 2016 Transport considered as premise for bus services working hours that athletes would arrive at the venue two hours prior to competition and depart one hour and 30 minutes after. Rio 2016 Transport recommends that athletes arrive at the load zone five minutes prior to their scheduled departure.

On competition days, buses are scheduled to depart the Athlete Transport Mall at the Paralympic Village every 15 minutes from 6.50 to 22.50, as outlined in the table below.

At Games time, an up-to-date bus service timetable will be available on Info+, at the SID at the venue and at the Swimming desk at the SIC at the Village:

Competition bus service timetable

Dates	Service	DEPARTING FROM		EST. TRAVEL TIME: 10 MINUTES	
		Athlete Transport Mall – Paralympic Village	Olympic Aquatics Stadium	Frequency	Attending to
8 to 17 September	First Bus	6.50	7.10	15 minutes	Training and Competition
	Last Bus	22.50	23.10		

Field of play

The competition pool will be a 10-lane, 50m pool with a depth of 3m. The events will be conducted in the eight central lanes of the pool. The competition area and all equipment will be presented in accordance with IPC Swimming Rules and Regulations.

Temperature control

The water temperature will be in accordance with the IPC Swimming Rules and Regulations: Section 5.2.10.

Venue facilities and services

Warm-up pool

The warm-up pool will be an eight-lane, 50m pool with a depth of 2m and will be located in a separate hall within the venue. The equipment in the warm-up pool — lane ropes, starting blocks and the like — will be the same as the equipment used in the competition pool.

Athletes' Lounge

The Athletes' Lounge will offer a seating area, refreshments and two Info+ terminals. It will be located next to the warm-up area.

Athlete preparation areas

The athlete preparation areas provide space for NPCs to set up their team space and will provide ice and towels for teams. Teams may set up their own massage tables within the athlete preparation area. Teams are asked to respect each other's needs in this area.

Call Rooms

Both the First and Final Call Rooms will be managed under the direction of IPC Swimming technical officials. Clear signage will direct athletes to the call rooms at the Olympic Aquatics Stadium.

Changing rooms, showers and lockers

There are separate male and female changing rooms, with accessible showers, toilets and changing space.

Doping control station

The doping control station is located near the Athletes' Entrance to the venue, across from the mixed zone. For details of doping control at the Rio 2016 Paralympic Games, please see p20.

Refreshment station

All competition venues will have a refreshment station which will contain whole fruit, bottled water, Powerade and other Coca-Cola beverages. At Olympic Aquatics Stadium, the refreshment station will be located in the Athletes' Lounge. Athletes and team officials may bring food into competition venues. However, please note that there is no refrigeration available.

Lost and found

All reports of lost items at the Olympic Aquatics Stadium should be directed to the Sport Information Desk (see below). This is also the location to which all found items should be delivered.

Language services

Rio 2016 Language Services Assistants (LSA) will provide volunteer interpretation services at competition venues. The LSAs may be identified by the pin or pins on their uniform specifying the languages they speak.

At the Paralympic games, LSAs will be covering English, Portuguese, French, German, Chinese (Mandarin), Italian, Russian and Spanish. Subject to volunteer availability, Rio 2016 will also offer interpretation services for Arabic, Greek, Hungarian, Japanese, Korean, and Slovakian. Specific languages will vary by venue. For information about the languages offered at your venue(s), or to request language assistance, contact Rio 2016 Swimming competition management, who will coordinate with Rio 2016 language services.

NPC requests for language services should be made by 17.00 the day before the service will be needed. Late requests will be considered on a case-by-case basis.

Unlike in past Games, there will be no 24-hour over-the-phone interpretation service during the Rio 2016 Paralympic Games.

Medical services

Medical services at all competition venues will be provided at athlete medical stations, complete with a doctor, nurse and physiotherapist and supported by a number of ambulances.

Outside of the venues, the polyclinic will provide additional medical services as well as the designated reference hospital.

Medical services in each competition venue will be managed by the Venue Medical Manager and the Medical Operations Manager. Rio 2016 medical services are designed based on the rules of each IF and the Paralympic rules for the sport. Medical services will generally be available from two hours before the start of competition until one hour after competition ends. However, times vary in some venues.

Full details on medical services at the Paralympic Games are available in the Rio 2016 Paralympic Games Healthcare Guide.



TRAINING

Training

Training for the Swimming competition will take place at the Olympic Aquatics Stadium, the competition venue, and Athletes' Park, located a short distance from the Paralympic Village.

Allocation of training sessions

The training pools at Olympic Aquatics Stadium and Athletes' Park will be open for training from Wednesday 31 August, the day the Paralympic Village opens, until Friday 16 September.

Training sessions will be allocated to teams at the Olympic Aquatics Stadium (in both the competition and warm-up pool) from 3 - 6 September during the pool opening hours listed below.

Training at Athletes' Park will be available for teams on an open basis from 31 August – 16 September during the pool hours listed below.

If the training demand is lower than anticipated during competition, the pool at Athletes' Park may be closed or the hours of operation may be reduced at the discretion of Rio 2016 and IPC Swimming.

	DATES	OLYMPIC AQUATICS STADIUM COMPETITION POOL	OLYMPIC AQUATICS STADIUM TRAINING POOL	ATHLETES' PARK – POOL 1	ATHLETES' PARK – POOL 2
Pre-competition period	31 August	Free Training (12.00 – 20.00)	Free Training (12-20.00)	Free Training (12.00 – 20.00)	Free Training (12.00-20.00)
	1 – 2 September	Free Training (7.00–13.00)	Free Training: (7.00–13.00)	Free Training: (7.00–13.00)	Free Training: (7.00 – 13.00)
		Free Training (14.00–20.00)	Free Training (14.00–20.00)	Free Training (14.00–20.00)	Free Training (14.00 – 20.00)
	3-6 September	4 slots of 1.5 hours (7.00 – 13.00)	4 slots of 1.5 hours (7.00 – 13.00)	Free Training (7.00 – 13.00)	Free Training (7.00 – 13.00)
		4 slots of 1.5 hours (14.00 – 20.00)	4 slots of 1.5 hours (14.00 – 20.00)	Free Training (14.00 – 20.00)	Free Training (14.00 – 20.00)
7 September	No Training	Free Training (7.00 – 10.00)	Free Training (7.00 – 10.00)	Free Training (7.00 – 10.00)	
	No Training in afternoon				
Competition period	8- 16 September	Competition	Warm-up (7.30 – 13.00)	Free Training (8.00 – 13.00)	Free Training (8.00 – 13.00)

Competition period		Competition	Warm-up (15.30 – 22.00)	Free Training (14.00- 20:00)	Free Training (14.00 – 20.00)
	17 September	Competition	Warm-up (7.30- 13.00)	No Training	No Training
		Competition	Warm-up (15.30- 22.00)	No Training	No Training

Training regulations

Lifeguards and training team members will be present at all training and warm-up sessions. Athletes should follow all instructions, including those detailed on the training A-boards at the end of each lane.

OLYMPIC AQUATICS STADIUM

Key Information

Av. Embaixador Abelardo Bueno, 3.401/80 Barra da Tijuca
Distance from Paralympic Village: 5km

Venue access

For details of venue access, see p51. Please note that teams can only access the venue 30 minutes before the start of training or warm-up sessions.

Rio 2016 Transport considered as premise for bus services working hours that athletes would arrive at the venue 30 minutes prior to their training session and depart the venue one hour after training. Buses are scheduled to depart the Athlete Transport Mall every 15 minutes following the schedule outlined below.

At Games time, an up-to-date bus service timetable will be available on Info+, at the SID at the venue and at the Swimming desk at the SIC at the Village:

Training bus service timetable (Olympic Aquatics Stadium)

Dates	Service	DEPARTING FROM		EST. TRAVEL TIME: 10 MINUTES	
		Athlete Transport Mall – Paralympic Village	Olympic Aquatics Stadium	Frequency	Attending to
31 August	First Bus	11.20	23.40	15 minutes	Training
	Last Bus	20.50	21.10		

1 TO 6 SEPTEMBER	First Bus	6.20	6.40	15 minutes	Training
	Last Bus	20.50	21.10		
7 September	First Bus	6.20	6.40	15 minutes	Training
	Last Bus	11.50	12.10		
8 to 17 September	First Bus	6.50	7.10	15 minutes	Training and Competition
	Last Bus	22.50	23.10		

Training facilities

For details of facilities and services at the Olympic Aquatics Stadium, see p47.

Other venue facilities and services

For details of facilities and services at the Olympic Aquatics Stadium, see p47.

ATHLETES' PARK

KEY INFORMATION

Av. Salvador Allende, s/nº Barra da Tijuca
Distance from Paralympic Village: 4km

Venue access

Rio 2016 Transport buses will drop athletes off at the load zone near the Athletes' Entrance to the Swimming and Triathlon training hall at Athletes' Park. Please note that teams can only access the venue 30 minutes before the start of training or warm-up sessions.

Rio 2016 Transport considered as premise for bus services working hours that athletes would arrive at the venue 30 minutes prior to their training session and depart the venue one hour after training. Buses are scheduled to depart the Athlete Transport Mall at the Paralympic Village every 20 minutes following the schedule outlined below.

At Games time, an up-to-date bus service timetable will be available on Info+, at the SID at the venue and at the Swimming desk at the SIC at the Village:

Training bus service timetable (Athletes' Park)

Dates	Service	DEPARTING FROM		EST. TRAVEL TIME: 6 MINUTES	
		Athlete Transport Mall – Paralympic Village	Athletes' Park	Frequency	Attending to
31 August	First Bus	11.20	11.40	20 minutes	Training
	Last Bus	20.40	21.00		
1 to 6 September	First Bus	6.20	6.40	20 minutes	Training
	Last Bus	20.40	21.00		
7 September	First Bus	6.20	6.40	20 minutes	Training
	Last Bus	11.40	12.00		
8 to 16 September	First Bus	7.20	7.40	20 minutes	Training
	Last Bus	20.40	21.00		

Training facilities

The facilities at Athletes' Park will include:

- two pools, one pool shared with Para Triathlon

Other facilities and services

Athletes' Lounge

The Athletes' Lounge will include refreshments, tables and chairs, and a television. It is located next to the changing rooms.

Changing rooms and showers

There are two changing rooms (with shower) available at the venue: one for male and one for female swimmers.

Medical facilities

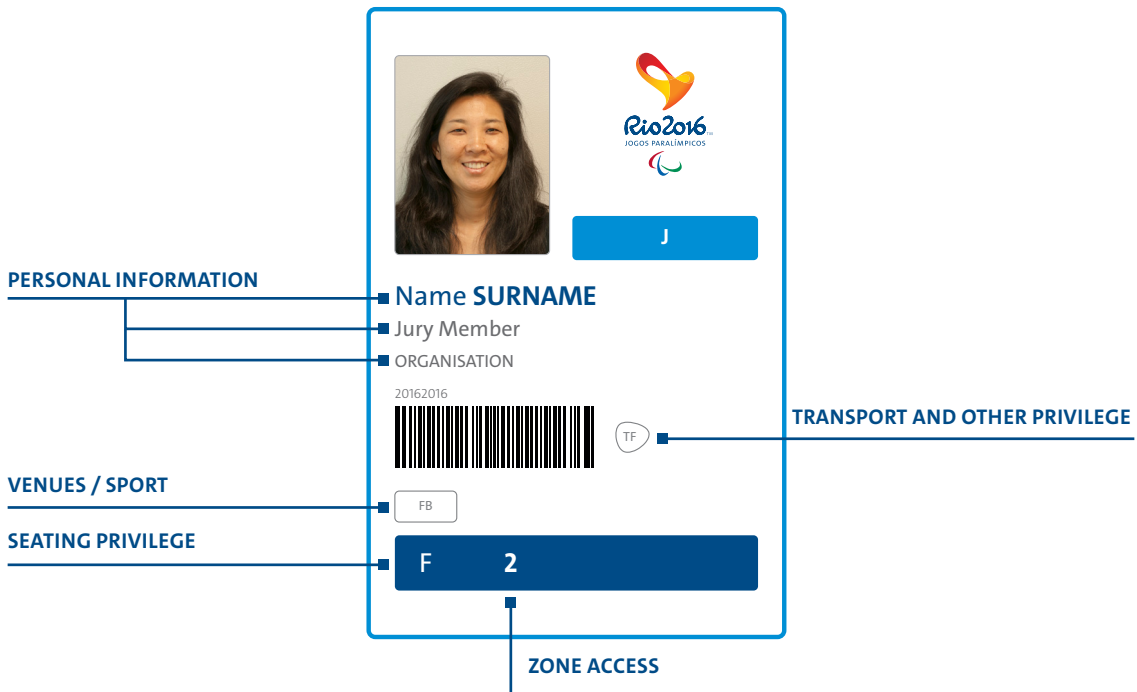
Medical services will be provided at all games time training venues complete with a medical station and ambulance. Each medical station will have a doctor and nurse as a minimum as part of the medical team.



THE GAMES

Accreditation

The Organising Committee of the Rio 2016 Olympic and Paralympic Games issues a Paralympic Identity and Accreditation Card (PIAC) to each individual participating in the Rio 2016 Paralympic Games. Each PIAC establishes the identity of its holder. Before validation at the Delegation Registration Meeting, the PIAC is referred to as a Pre-Valid Card (PVC).



Pre-Valid Card (PVC) or Paralympic Identity and Card (PIAC) holders may enter Brazil through any port of entry multiple times from 5 July to 28 October 2016, without requiring a separate entry visa, upon presentation of their card and a valid identity document (valid until 31 December 2016 and with information that matches the information on their application for accreditation. The following NPC categories are eligible for a visa waiver: Aa, Ab, Ac, Am, Ao, As, P, NPC (including NPC drivers), NPC** and X category, if the accreditation applications were submitted by the deadline of 27 May 2016.

All PVCs used for entry into Brazil must be validated to become a PIAC for the individual to perform their Games-time role. After the DRM and from the official opening of the Paralympic Village on 31 August 2016 to 18 September, the day of the Closing Ceremony, eligible delegation members will be able to validate their accreditation at the Welcome Centre. Once the PVC has been validated, it becomes a Paralympic Identity and Accreditation Card (PIAC). The PIAC allows access to Paralympic Games venues.

Paralympic Village guest pass holders will not receive a PVC and are therefore not eligible for a visa waiver. They will need to obtain their own visa if required to enter Brazil.

Individuals using their PVC or PIAC as a visa waiver to enter Brazil must ensure that their identity document is valid until at least 31 December 2016. The identity document used to enter Brazil must match the information provided during the application for accreditation.

Accreditation facilities

During the Paralympic Games, the Accreditation Centre at the Paralympic Village Welcome Centre will serve as the primary accreditation centre for athletes and team officials.

Venue Accreditation Offices (VAOs) will be located in close proximity to venues. The table below shows the accreditation facilities available and the services that will be provided at each.

FACILITY	POPULATION	VALIDATION	CARD PRODUCTION	PHOTO CAPTURE	HELP OFFICE
Tom Jobim International Airport (GIG)	All	✓	✗	✗	✗
Paralympic Village (Welcome Centre)	NPCs	✓	✓	✓	✓
Paralympic Family Accreditation Centre (Windsor Barra Hotel)	Paralympic Family and NPCs	✓	✓	✓	✓
Venue Accreditation Offices (VAOs)*	All	✓	✓*	✗	✗
Media Accreditation Centre	Press and broadcast	✓	✓	✓	✓
Uniform and Accreditation Centre – (UAC)	All	✓	✓	✓	✓

*Card replacement only.

HOURS OF OPERATION OF THE AIRPORT AND ACCREDITATION CENTRES:

Tom Jobim International Airport (GIG)

DATE	OPENING TIME	CLOSING TIME
5 July 2016	6.00	00.00 (midnight)

Paralympic Village Accreditation Centre

DATE	OPENING TIME	CLOSING TIME
28-30 August 2016	7.00	23.00
31 August 2016	8.00	23.00

1-18 September 2016	7.00	23.00
19 September 2016	7.00	18.00
20-21 September 2016	9.00	18.00

Paralympic Family Accreditation Centre

DATE	OPENING TIME	CLOSING TIME
30 August - 1 September 2016	9.00	18.00
2-6 September 2016	8.00	23.00
7-17 September 2016	8.00	20.00
18 September 2016	8.00	18.00

Media Accreditation Centre

DATE	OPENING TIME	CLOSING TIME
22-31 August 2016	8.00	16.30
1-17 September 2016	7.00	20.00
18 September 2016	7.00	17.00

Outside hours of operation, accreditation services will be available based on the data present in the Arrivals & Departures System (ADS).

Accreditation codes

The Accreditation Card Operating System assigns access privileges according to a privilege matrix that includes any function performing an official role at the Games. The privileges are based on accreditation zones and are printed on the PIAC along with the individual's personal information, function and responsible organisation. At sport venues the privileges give access to accreditation zones as described below:

ZONE	ACCESS ENTITLEMENTS
Blue (colour)	Field of Play - Competition Areas
Red (colour)	Operational areas
White (colour)	Accredited Persons Circulation Areas
2	Athlete preparation area

4	Press areas
5	Broadcast areas
6	Paralympic Family Areas

At the Paralympic Village, the Village Plaza is open to any appropriately accredited population (those with the PLV privilege code on their PIAC) including visitors (with a Guest Pass), while access to the Residential Zone is limited to those either staying or working within:

ZONE	ACCESS ENTITLEMENTS
R	Paralympic Village Residential Zone

Lost, stolen or damaged cards

If a PVC is stolen, lost or damaged (for example, torn or water-damaged) before the PVC holder's arrival in Brazil, it will not be reissued. The individual must make their own immigration arrangements to enter Brazil, if necessary. Upon arrival in Brazil, they must go to one of the accreditation centres listed in the above table their PIAC to be issued. Please note the following:

- The individual concerned must make a written, signed declaration.
- A lost or stolen PIAC will be cancelled in the accreditation system, and will not be reactivated, even if found at a later date.
- A lost, stolen or damaged PIAC will be reissued as soon as possible, after notification has been submitted and the individual has presented a valid form of identification. The valid form of identification must be the one which was used in their application for accreditation.

Team welcome ceremonies

The team welcome ceremonies (TWCs) are the official welcome to all NPCs participating in the Rio 2016 Paralympic Games and will take place in the Paralympic Village Plaza from 31 August to 6 September 2016 between 9.30 and 17.30. The exact date and time will be confirmed by your NPC. Each TWC will last no more than 35 minutes and will involve a maximum of five NPCs.

Opening and Closing Ceremonies

OPENING CEREMONY

The Rio 2016 Opening Ceremony will be held at Maracanã Stadium on 7 September 2016 from 18.15 to 21.00. The pre-show will begin at 17.30, and the Athletes' Parade will begin at 18.40. Please note that these timings are subject to change.

According to IPC guidelines, all athletes and team officials (Aa, Ab, Ac, Am, Ao and As) are eligible to take part in the Athletes' Parade. Athletes and team officials will march by virtue of their accreditation. All marching athletes and officials will be transported by bus to Maracanã Stadium for the Opening Ceremony. Transport services for marching athletes and officials on the day of the Opening Ceremony will be available from the Paralympic Village only. All marching athletes and officials staying outside the Paralympic Village will need to make their way to the Paralympic Village prior to their delegation's departure time to use the provided transport to Maracanã Stadium. Departures from the Paralympic Village will take place in waves. Travel to Maracanã Stadium will take approximately 45 minutes.

Upon arrival at Maracanã, marching athletes and officials will be guided to the preparation area, where they will stay with their delegation. At a determined time, athletes and team officials will be marshalled to the northern entrance of Maracanã Stadium in compliance with the marching order of the Athletes' Parade, determined by the Brazilian alphabet and according to IPC protocol, with Brazil marching in last. Delegations will enter the Maracanã Stadium and parade across the field of play past the Presidential Box, in view of the audience, before being directed to the reserved athlete seating. Athletes will sit for the remainder of the ceremony, which is scheduled to conclude at 21.00.

An early departures service will be available for athletes and officials wishing to leave the ceremony immediately after they parade. The early departures process will start immediately after the first nation finishes parading. However, buses will only depart when they are full, so athletes may be required to wait.

After the ceremony, all remaining athletes will be transferred to the Paralympic Village. There will be no scheduled times or boarding order for departures; the buses will depart once full.

Closing Ceremony

The Rio 2016 Paralympic Games Closing Ceremony will be held at Maracanã Stadium on 18 September 2016 at 20.00. Athletes will enter Maracanã Stadium prior to the pre-show, which will begin at 19.30. The ceremony is scheduled to conclude at 22.30. The ceremony finish time is subject to minor changes.

There will be a Closing-Ceremony-focused Chefs de Mission meeting at the Paralympic Village on 17 September 2016 at 7.30. Following the meeting, each NPC will be able to collect specific information regarding exact timings from the NPC Services Centre.

Delegations will be transferred from the Paralympic Village to the Maracanã Stadium by bus, along a similar route to the one used for the Opening Ceremony.

Branding regulations for parading athletes and officials

During the Opening and Closing Ceremonies, athletes may not display any materials that contain any type of publicity or propaganda – commercial, political or otherwise. No cameras or hand-held video recorders, including mobile phones, can be used during the parade. All ceremonies uniforms must follow the Rio 2016 uniform guidelines and the IPC Handbook.

Ticketing

During their own discipline's competitions, athletes and officials may access the Athletes' Stand without a ticket upon presentation of their PIAC.

Different Discipline Spectating Athletes (DDAs) and officials

Rio 2016 is offering a limited number of complimentary tickets for athletes (Aa), athlete competition partners (Ab) and officials (Ao) to the A stand at competition venues for all sport disciplines.

NPCs may request complimentary tickets for their delegation members two days prior to the event, through an electronic ticket request system available through the Rio Exchange. NPC Relations and Services will allocate tickets according to availability, as the demand for complimentary tickets is expected to exceed supply for many venues.

Different discipline athletes (DDA) transport to venues

A dedicated transport service will be provided for team sport venues or venues where Rio 2016 anticipates a high demand of athletes wishing to spectate. The dedicated transport service for spectating athletes/officials will be available on competition days only. The service will run from the Athlete Transport Mall at the Paralympic Village to the front-of-house area at specific cluster/competition venues. The frequency of the service and type of vehicle (coach or bus) will depend on the sport/competition session.

For venues where dedicated transport services will not be available to travel to the venue to spectate, same discipline athletes (SDAs) and different discipline athletes (DDAs), as well as accredited team officials, will be able to use the existing competition TA system. In this case, priority will always be given to competing athletes.

Athlete family and friends (AF&F) tickets

Rio 2016 will guarantee two tickets per athlete (Aa) and athlete competition partner (Ab), per session, for their family members and friends, with the exception of swimming, where one ticket per athlete will be offered. Once the designated tickets have been collected, no further tickets will be issued.

Ticket box offices

Ticket box offices will be located at competition venues and shopping malls (Shopping Leblon and Via Parque). Box office opening hours and dates at shopping malls and venues vary. Updated information can be found on Rio 2016's website (<https://ingressos.rio2016.com>). There will also be a ticket box office in the Paralympic Village Plaza, which will be open from 31 August to 18 September from 9.00 until 21.00 (according to Village Plaza opening hours).

Ticket touting

It is a criminal offence to resell Rio 2016 tickets for a price over the face value, and infractions may result in legal action. Unauthorised resale or misuse of Rio 2016 tickets may be considered a violation of the Rio 2016 Terms and Conditions of Ticket Purchase and may result in the tickets being declared void and the ticket holder being denied entry to the venue. Any misuse of tickets acquired via the AF&F or DDA ticketing programmes may result in a loss of future ticketing privileges.

Transport

A summary of transport at the Games follows. Please note that full details of transport services at the Games, including timetables, may be found on Info+.

Athletes/NPC transport system (TA)

The Transport for Athletes (TA) system will provide “bubble-to-bubble” transport services for athletes and NPC team officials (Aa, Ab, Ac, Am, Ao and As), and their personal equipment, from 31 August until 18 September 2016 for competition and training. P accredited training partners and personal coaches do not have access to the TA system.

The TA comprises the following services:

- Arrivals and departures between Tom Jobim International Airport (GIG) and Santos Dumont Domestic Airport (SDU), and the Paralympic Village.
- Transport between the Paralympic Village and official competition and training venues (a summary of each service is provided later in this section).
- Internal Village Transport System (IVTS) operating inside the Paralympic Village (see below).
- Ceremonies services
- Recreational services to Via Parque shopping mall and Barra beach

On the day of the Opening Ceremony, the TA system will cease at 13.00, except for return journeys from training and competition venues where activities are ongoing.

Internal Village Transport Service

The Internal Village Transport System (IVTS) is a shuttle which will operate on a daily basis inside the Paralympic Village. It will circulate in a clockwise direction, connecting key locations, including the Welcome Centre, Main Dining Hall, Athlete Transport Mall, and Village Plaza in the residential zone. This service will operate 24 hours a day from 28 August to 21 September 2016, except on Opening and Closing Ceremony days. Frequency will vary depending on the time of day.

Scheduled competition and training services from the Paralympic Village

Regularly scheduled transport services will connect athletes to designated stand-alone training venues and competition venues that also serve as training venues. Services are scheduled in line with the training requirements of individual sports. The service will commence on 31 August 2016 (after 12.00) for most sports and will continue until the close of each sport's individual training session.

On competition days, the TA service will be scheduled so that the first bus arrives at the competition venue two to three hours prior to competition starting, in accordance with each sport's requirements. The last bus to leave the competition venue will vary according to the sport's requirements, a maximum of two hours after competition has finished. All schedules will be available on the Info+ system, as well as at the SIC and SID.

Estimated travel times are based on use of the Paralympic Route Network (PRN) for as much of the journey as possible and do not include any security screening times, queuing time at the VSA or, where applicable, in-venue travel times.

Scheduled services for spectating athletes

Transport services will be provided for Same Discipline Athletes (SDAs) and Different Discipline Athletes (DDAs), as well as accredited team officials wishing to spectate. The spectating athletes' services will be available on competition days and will vary depending on the venue. Different discipline athletes and officials must have a valid ticket to access their seats.

A dedicated transport system for spectating athletes and officials will run from the Athlete Transport Mall at the Paralympic Village to the spectators' area at specific clusters or competition venues. The frequency of the service and type of vehicle (coach or bus) will depend on the sport/competition session. There are two types of dedicated service:

DEDICATED SHUTTLE SERVICE:

Shuttle service departing from the Paralympic Village at a frequency specified on Info+ and departing from the venue to the Paralympic Village 30 minutes after the competition session ends.

PRE-DEFINED DEPARTURE SERVICE:

One-departure only service departing from the Paralympic Village at a set time indicated on Info+ and leaving the venue 45 minutes after the competition session ends.

For venues where dedicated transport services for spectating athletes will not be available, SDAs, DDAs and accredited team officials will be able to use the existing competition TA system. In this case, priority will always be given to competing athletes.

Neither TA nor dedicated spectating transport services will be available for athletes and officials wishing to spectate at Riocentro, as the venue is within walking distance from the Paralympic Village, or at Pontal, which can be accessed using the Bus Rapid Transit (BRT) system.

NPCs should also encourage their athletes and team officials to use public transport to travel to and from competition venues in Barra to spectate. More details regarding public transport in Rio can be found on page [64](#).

A list of venues and sports serviced by the spectating athlete transport services is detailed below.

TYPE OF SERVICE	VENUE DROP-OFF	SPORTS/DISCIPLINES	
Dedicated shuttle service	Barra Olympic Park	Boccia	Track cycling
		Football 5-a-side	Wheelchair basketball
		Goalball	Wheelchair rugby
		Judo	Wheelchair tennis
	Swimming		
	Olympic Stadium	Athletics	

Pre-defined departure service	Deodoro Common Domain	Equestrian Football 7-a-side Shooting Wheelchair fencing
	Fort Copacabana	Athletics marathon Triathlon
Existing TA service	Lagoa Stadium	Canoe Rowing
	Marina da Glória	Sailing
	Sambódromo	Archery

Paralympic Route Network

The Paralympic Route Network (PRN) is a network of roads linking all official competition and non-competition venues.

The PRN consists of a combination of exclusive lanes for vehicles with a Vehicle Access and Parking Permit (VAPP), and shared lanes. Refer to the map on the Rio Exchange to see the PRN.

PRIORITY LANES:

only for vehicles displaying a VAPP, emergency vehicles, taxis and public urban buses.

EXCLUSIVE LANES: EXCLUSIVELY

for vehicles displaying a VAPP and emergency vehicles.

Exclusive lanes will be in place from 5 to 18 September 2016. In circumstances when the PRN is inaccessible, for example, due to a road traffic accident or the Opening and Closing Ceremonies, an alternative route will be in place for properly VAPPED vehicles.

Travel times from the Paralympic Village to competition/training venues can be found on Info⁺.

DATES OF OPERATION	LANES AVAILABLE	DESCRIPTION	VENUES
1-4 September 2016	Priority lanes	Shared bus and taxi lane	Copacabana and Maracanã
5-18 September 2016	Full PRN	All clusters and venues, as detailed on the PRN map	All venues

PUBLIC TRANSPORT

Travel within Rio

Public transport available in Rio includes the following services:

- Bus Rapid Transit system (BRT)
- Metro
- Train (Supervia)
- Light rail train (VLT)
- Urban bus

Access to public transport services in Rio for individuals in the NPC accreditation categories will be subsidised. This includes the BRT, metro, train and VLT.

Public transport in Rio is being planned to operate for extended hours on specific days. Further information will be communicated closer to the Games.

Spectators with tickets for Games events in Rio will need to purchase a Games travel card to use on public transport on the day of their event.

Taxis

No taxi drop-off/pick-up areas will be available at competition or training venues. From 31 August 2016, any un-VAPPED vehicles, including taxis, may drop off passengers close to the Paralympic Village Welcome Centre, as long as at least one of the vehicle occupants has a PVC or an PIAC. Otherwise, the passengers must exit the vehicle at the VPC and walk 500m to access the Welcome Centre. The closest VPC to the Paralympic Village Welcome Centre is located at the intersection of streets Olof Palme and Estrada dos Bandeirantes.

Unlicensed taxis do operate in Rio and Rio 2016 recommends using registered operators. Licensed taxis can be easily identified as they are yellow with blue stripes down the sides and red license plates.

Cooptaxi Especial taxi company may offer accessible transport in Rio. More details are available on the website.

Village

For information regarding the Paralympic Village, see the Athletes' and Team Officials' Guide.

REPAIR SERVICES

Ottobock will be the official provider for wheelchair, orthotics and prosthesis repair services for athletes, NPC team officials, IF Games officials and members of the Paralympic Family during the Games.

Repairs will be conducted free of charge on damage to wheelchairs, orthotics or prostheses that, if not carried out, would either prevent athletes from competing in their events, or delegates from achieving their usual level of independent daily living.

The workshop in the residential zone of the Paralympic Village will be the primary facility for wheelchair, orthotic and prosthetic repair services during the Paralympic Games. It will be open from 28 August until 21 September 2016. The regular operating hours from 31 August until 18 September will be from 7.00 until 23.00. From 28 to 30 August and from 19 to 21 September, the workshop will operate on a reduced schedule. However, an emergency service for urgent repairs needed outside these operational hours will be available.

Satellite workshops will also provide repairs services at dedicated competition venues. Team leaders should note that no repair services will be available at the Athletes' Park.

An on-demand mobile repair service will be available to attend peak shifts, the Opening and Closing Ceremonies and the Paralympic Family Hotel. For all other cases in which a repair service is required and cannot be conducted at the Paralympic Village or competition venue, support will be determined on a case-by-case basis.

SECURITY

As in any big city, individuals are advised to follow a few basic rules in Rio de Janeiro:

- Be aware of your surroundings when walking around the city, especially at night. Avoid dark or enclosed areas.
- Do not walk around wearing expensive looking jewellery or other items. Keep cameras, telephones and other gadgets in your pocket.
- Carry only enough cash for your expected purchases, a credit card and a photocopy of your passport. Leave your passport and other credit cards in a safe place.
- Take care when withdrawing money from a cash machine. It is best to use the machines located at the Paralympic Village, inside banks, buildings and shopping centres.

The federal, state and municipal governments are committed to the security of all those participating in and spectating at the Games, as well as the local population. Rio 2016's Security team is responsible for planning and coordinating the general safety and security plans for the Games.

Security operations inside the Paralympic Village, training and competition venues will be provided by the National Security Force (composed of public law enforcement agents), in close collaboration with Rio 2016 Security.

The Paralympic Village and all competition and training venues will undergo a security sweep by public security agents and a subsequent lockdown period prior to the Games. This is to ensure that they are free of any prohibited or dangerous items that may pose a threat to the security and safety of the venue and its occupants. After the conclusion of these procedures, all venues will be considered "clean" and locked down.

During the lockdown period, all safety and security procedures will be implemented and access control will be activated with the support of security technology. Throughout this period, no individual or vehicle can enter the venues without the correct accreditation and security checks.

After the accreditation check, individuals must go through a personal and baggage inspection. To access locked-down facilities, all individuals must pass through an airport-style X-ray system, called a "mag and bag", at the Pedestrian Screening Areas (PSAs). This system aims to identify prohibited or restricted items (see page [66](#)), before the individual can gain access to a venue.

Security at the Paralympic Village

The Paralympic Village will be surrounded by a double-fenced secure perimeter. Closed Circuit Television (CCTV) and an intrusion detection system will be in place at all access points, the secure perimeter and common areas. Cameras will not be in place on residential floors.

Entry into the Paralympic Village will only be permitted with a valid accreditation and by passing through a PSA. This process will need to be completed on every entry and re-entry to the Paralympic Village.

Security at competition and training venues

Accredited individuals will have a dedicated access point at each venue. They will enter the facility by presenting a valid accreditation and proceeding to the PSA or VSA. Spectators must present their ticket as they access the spectator entrance at competition venues.

Venue Security Command and Control (VSCC) will be in place at each competition and training venue to manage any emergency or security situations. Delegates should approach Rio 2016 workforce or security staff to request emergency assistance inside venues.

Information about bringing food and beverages into venues can be found in the table in the following section.

Security in transit

The Transport for Athletes (TA) system will operate on a “bubble-to-bubble” basis between the Athlete Transport Mall at the Paralympic Village and all competition and training venues. This means that athletes and team officials will not have to exit the bus at a VSA; however, these vehicles will need to stop at the VSA for a brief check.

Athletes and team officials will go through a visual accreditation check when entering training and competition venues. They will be allowed into the venues through a controlled, secured area. When returning to the Paralympic Village from competition and training venues, athletes and officials will be required to pass through the PSA at the Athlete Transport Mall.

TA transport will have a tracking system, enabling buses to be monitored by Rio 2016 throughout the journey. There will be extensive policing and monitoring of the Paralympic Route Network (PRN).

In order to gain access to the secure perimeter of competition and training venues, all dedicated vehicles must have the appropriate VAPP and go through the usual security process at the VSA. All passengers – with the exception of wheelchair users, who will be checked in the vehicle – will be required to leave the vehicle and go through personal screening at a PSA.

Prohibited and restricted items

The restricted and prohibited items policy applies to spectators and accredited individuals at the Games. Accredited athletes and team officials will be permitted to bring items into venues that are required for specific Games-related activities (for example, tools of the trade) through the designated athlete entrances at the Paralympic Village and at competition and training venues.

The following table is based on the most updated version of the prohibited and restricted items lists and provides an overview of the items that are prohibited - ✓, restricted - **R** and permitted - ✗ at Rio 2016 competition and training venues, and the Paralympic Village. Prohibited items will not be permitted into venues under any circumstances. Restricted items may be allowed into venues under certain conditions.

ITEM DESCRIPTION	PARALYMPIC VILLAGE (RESIDENTS ONLY)	COMPETITION AND TRAINING VENUES (accredited athletes and team officials, spectators)
Tents, placards, spray paint or any other item which could be used for demonstrations or sabotage within a venue	✗	✗
Glass bottles, except medicines contained in glass bottles, or beverages for children	✓	✗
Bottles of all beverages, food items and other liquids, including aerosols and gels, for personal consumption	R Up to 5 litres per person, per entry through the security screening areas	R Up to 5 containers of up to 200ml each (combined maximum capacity of one litre)
Large flags, banners and associated poles, large umbrellas or other items of an excessive size that may disturb the event or restrict the view	✓	✗
Items too large to be electronically screened through a PSA	R Refer to restricted items below	✗
Musical instruments and noisemakers, (for example, hunting horns, air horns, klaxons, drums, vuvuzelas and whistles)	✓	✗
Walkie-talkies, telephone jammers, radio scanners, wireless hubs and routers	✓	R Except approved items for accredited team members
Laser pointers, strobe lights and similar light-emitting devices	✗	✗
Bicycles, folding bicycles	R In limited numbers	✗

Roller-skates, skateboards, any other non-competitive sports material (e.g. rackets, Frisbees and balls), except sport equipment and other accessories used to assist people with an impairment	x	x
Pets or animals, except service dogs	x	x
All types of knives and bladed items, including pocket knives (except tools of the trade for accredited individuals)	x	x
Firearms and ammunition, including replicas, component parts or any device resembling a firearm	x	x
Offensive weapons or implements, such as flick knives and extendable batons, or anything that can be used to cause injury to another person	✓	✓
Fireworks, explosives, flares and smoke canisters	✓	✓
Toxic and dangerous materials	✓	x
Controlled drugs, including substances that resemble controlled drugs, with a medical prescription	x	x
Medicines for personal use in reasonable quantities	x	x
All professional photographic and broadcasting equipment, including tripods and monopods	✓	x
Flags of countries not participating in the Games	x	x
Objects or clothing bearing political statements which are in violation of the IPC Handbook	x	x
Objects that contain commercial identification and may be used for ambush marketing	✓	x

In addition to the information provided in the table above, residents of the Paralympic Village will be permitted to bring large items which cannot be screened through a PSA through the Material Transfer Area - MTA into the Paralympic Village.

NPC Assistants will be permitted to bring some items into the Paralympic Village on behalf of their NPC, such as food and beverages for personal consumption, equipment and other items, including walkie-talkies, banners and large flags, which are permitted for residents.

Accredited athletes and team officials are permitted to bring food and liquids (up to five litres per person) for personal snacks or use into competition and training venues, but no refrigerators will be available to store perishable items. Accredited athletes and officials will not be permitted to bring alcohol into competition or training venues.

Rio 2016 Security reserves the right to refuse entry at its discretion of any item that appears suspicious.

Requests for emergency assistance

Emergency assistance outside Rio 2016 venues

Representatives from the police and security staff, as well as fire and medical specialists will maintain a constant presence at official venues for athletes and team officials.

Emergency services will also be available throughout the city. The following numbers can be used for an immediate public security response outside the Paralympic Village and venues:

EMERGENCY:

190

FIRE DEPARTMENT AND AMBULANCE SERVICES:

193

These services will be available in English and Portuguese.

The emergency numbers 911 and 112 (USA and Europe, respectively), will be redirected to 190 if dialed within the state of Rio de Janeiro.

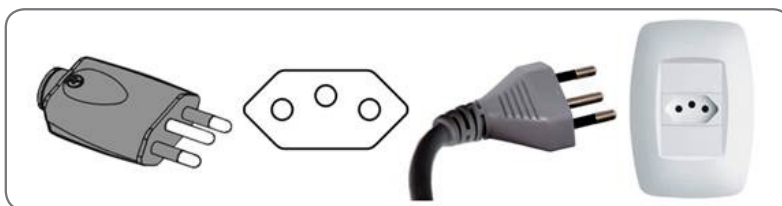
Recycling

In line with the Integrated Municipal Solid Waste Management Plan, Rio 2016 will offer different coloured bins, enabling a prior segregation of recyclable and other waste materials at the point of generation. Please select the correct bin when disposing your rubbish.



Electricity and adapters

Electrical outlets in the competition and training venues are 220V single phase, while in the Paralympic Village they are 110V. Adapters/transformers to 110V will not be provided. Please be sure to purchase in advance the proper equipment for your needs and your team's needs.



Power sockets in Brazil



Europlug (C plug)

Rio 2016

RIO DE JANEIRO IN 2016

POPULATION:

6,453,682, estimated in 2014

OFFICIAL LANGUAGE:

Portuguese

CURRENCY:

Real/Reais (plural)

LOCAL TIME:

Greenwich Mean Time (GMT) -3

AREA:

1,197 km² (Brazil: 8,515,767km²)

LATITUDE AND LONGITUDE:

22°54'10" S, 43°12'27" W

ALTITUDE:

2m

GOVERNMENT:

Prefeitura do Rio de Janeiro (www.rio.rj.gov.br)

RIO DE JANEIRO, THEN AND NOW

The former capital of Brazil, Rio de Janeiro is located in the state of the same name on the south-eastern strip of the country's Atlantic coast. It is one of the most visited cities in the southern hemisphere. In January 1502, the second exploratory expedition by the Portuguese, led by Captain Gaspar de Lemos, reached Guanabara Bay. Legend has it that he entered the bay believing it to be a river, so he named it Rio de Janeiro, literally translated as "River of January".

Rio is a picture-postcard city, with lush green mountains, lakes, blue oceans and miles of white, sandy beaches. It is the home of Sugarloaf Mountain, Maracanã Stadium, Guanabara Bay and, overlooking it all, the statue of Christ the Redeemer. It is no wonder Rio is known as the "Marvellous City". The friendliness of cariocas (as Rio locals are known) can be witnessed in the streets, in the bars and at the beach.

CLIMATE

Rio de Janeiro as a whole benefits from a mild to warm climate during the winter month of September. Based on statistics from recent years, teams can expect an average daily high of around 23-24°C (73-75°F) in the Maracanã zone and around 21-22°C (70-72°F) in the Copacabana zone. On average, relative humidity ranges from a minimum of around 70 per cent to a maximum of around 80 per cent during this period. In the Maracanã zone, the average monthly rainfall during September is 68 millimetres and the prevailing winds are from the north-northeast; in the Copacabana zone, the average rainfall is 76 millimetres and the winds from south-west and the south-east are prevailing.

THE CITY'S PARALYMPIC HERITAGE

Brazil is a nation with sport in its blood and has always been a serious competitor in the Paralympic Games. Never content with just taking part, the country has long dreamt of hosting the world's biggest sporting event. Brazil's first bid to host the Olympic Games came in 1932, to host the 1936 Games, but Rio de Janeiro failed to advance past the International Olympic Committee's initial selection phase. Sixty years later, Brasília was a candidate for the 2000 Olympic and Paralympic Games, until its bid was withdrawn in the first phase. But Brazilian hopes were not dashed, rooted as they were in a deep belief in the value of the Games, and with the certainty that hosting them would boost national development efforts. With firm, unyielding commitment, the groundwork was already being laid on a path that, with each bid, was taking on an ever more clearly defined direction.

Rio de Janeiro's next attempt was to host the 2004 Olympic and Paralympic Games, but again it did not pass the initial selection phase. The Committee's General Assembly made a strategic decision to focus on a Rio bid for the 2007 Pan and Parapan American Games, with a commitment to making it the biggest and best such games ever held. Competitors and managers were determined to work towards ensuring that the cream of Brazilian athletes would compete on home soil, at a truly impressive event in state-of-the-art arenas. At the same time, Rio prepared its bid for the 2012 Games, in which the city was up against stiff competition. Despite the acknowledged quality of its bid, it was eliminated from the Candidate City shortlist.

Rio's 2004 and 2012 bids were part of an ongoing process in which the city's positive points were strengthened, and the weaker areas addressed, to provide the structure for the next Olympic and Paralympic bid. In 2007, the organisers of the Pan and Parapan American Games exceeded all expectations, delivering the best edition in these games' history. The capacity to stage and promote a major sporting event had been proven, and recognition for all the effort expended did not take long to arrive: on 2 October 2009, after a hard-fought campaign, Rio de Janeiro won the right to host the 2016 Olympic and Paralympic Games, the first to be held on South American soil.

RIO 2016 PARALYMPIC GAMES IN BRIEF

SPORTS:

22

DISCIPLINES:

23

MEDAL EVENTS:

528

ATHLETES:

4,350

COMPETITION VENUES:

22

DAYS OF COMPETITION:

11

COMPETITION SESSIONS:

318

PARALYMPIC VILLAGE OPENING:

31 August 2016

OPENING CEREMONY:

7 September 2016

CLOSING CEREMONY:

18 September 2016

RIO 2016 COMPETITION VENUES

A total of 22 competition venues, across four zones in Rio de Janeiro, will be used for the Paralympic Games.

Barra zone

The Barra zone will be the heart of the Rio 2016 Paralympic Games. Located in Zona Oeste (west zone), the area will be a beautiful setting for the competitions. Surrounded by lagoons, mountains and parks, this neighbourhood's idyllic natural setting will be home to the athletes, as well as welcome thousands of spectators and Games visitors. The Paralympic Village, Rio Olympic Park, Riocentro, IBC/MPC and Barra Media Accommodation Villages are all located in the Barra zone. Barra will house 12 competition venues, with 13 disciplines taking place.

Barra Olympic Park

CARIOCA ARENA 1:

Wheelchair Basketball, Wheelchair Rugby

CARIOCA ARENA 2:

Boccia

CARIOCA ARENA 3:

Judo

FUTURE ARENA:

Goalball

OLYMPIC AQUATICS STADIUM:

Swimming

OLYMPIC TENNIS CENTRE:

Wheelchair Tennis, Football 5-a-side

RIO OLYMPIC ARENA:

Wheelchair Basketball

RIO OLYMPIC VELODROME:

Cycling (Track)

Other venues in Barra zone**PONTAL:**

Cycling (Road)

RIOCENTRO - PAVILION 2:

Powerlifting

RIOCENTRO - PAVILION 3:

Table Tennis

RIOCENTRO - PAVILION 6:

Sitting Volleyball

Copacabana zone

Copacabana is one of the city's most famous neighbourhoods. Located in Rio de Janeiro's Zona Sul, or southern area, it boasts a beautiful, crescent-shaped beach that stretches more than four kilometres and is one of the most eye-catching images in the city. On Sundays, the lanes of Avenida Atlântica — the beachfront avenue — are closed to cars, so that the carioca population and visitors can enjoy the pleasant promenade atmosphere. Families and people of all ages may practise sport, swim in the ocean or simply relax: this is the Copacabana spirit. With its world-famous beaches, beautiful mountains and globally recognisable landmarks, including Sugarloaf and Corcovado, the Copacabana zone will be the perfect setting for the road competitions. With a population of nearly two million people, the events will certainly benefit from an authentically energetic carioca vibe. Copacabana will house three (3) competition venues, with five (5) sports taking place.

- **Fort Copacabana: Athletics (Marathon), Triathlon**
- **Lagoa Stadium: Canoe (Sprint), Rowing**
- **Marina da Glória: Sailing**

Deodoro zone

Located in the western part of Rio, the Deodoro zone is connected to the city centre and beyond by train lines. Venue construction for the Rio 2007 Pan and Parapan American Games resulted in an increase in the number of youngsters practising sport, and it is anticipated that this level of participation will increase further with the opening of new venues for the Rio 2016 Games. Deodoro will house four (4) competition venues, with four (4) sports taking place.

DEODORO STADIUM:

Football 7-a-side

OLYMPIC EQUESTRIAN CENTRE:

Equestrian (Dressage)

OLYMPIC SHOOTING CENTRE:

Shooting

YOUTH ARENA:

Wheelchair Fencing

Maracanã zone

The Maracanã zone includes two of Rio's most iconic venues: Maracanã and the Sambódromo, in addition to the Olympic Stadium, built for the Rio 2007 Pan and Parapan American Games, and nicknamed "Engenhão", after the Engenho de Dentro neighbourhood in which it is located. The zone, though part of Zona Norte, the northern area, is located close to the city centre. Hundreds of people visit the Maracanã complex every day, where they take advantage of its spaces for physical exercise, such as walking and jogging. Maracanã will host the Opening and Closing Ceremonies of the Paralympic Games. The Archery competition will take place in the Sambódromo, while the Olympic Stadium will be home to Athletics. In total, the Maracanã zone will house three (3) Paralympic venues, with two (2) sports taking place.

MARACANÃ:

Opening and Closing Ceremonies

OLYMPIC STADIUM:

Athletics

SAMBÓDROMO:

Archery



NOTES



MAPS

Paralympic Village

KEY

- SECURE PERIMETER
- INTERNAL VILLAGE TRANSPORT SYSTEM (IVTS)
- CONDOMINIUM FENCE LINES
- OPERATIONAL AREAS
- CHEFS DE MISSION MEETING HALL
- MAIN ENTRY - GUEST PASS OFFICE, PROTOCOL OFFICE AND MEDIA CENTRE
- MULTI-FAITH CENTRE
- RECREATIONAL COURTS
- VILLAGE PLAZA
- ORTHOTIC, PROSTHETIC AND WHEELCHAIR REPAIR CENTRE
- SPORT VIEWING ROOM
- CLASSIFICATION AREA
- CASUAL DINING
- NPC SERVICES CENTRE
- SPORT INFORMATION CENTRE / WEIGH-IN AREA
- ENTERTAINMENT CENTRE
- WELCOME CENTRE
- DROP-OFF POINTS - T2, T3
- P1 AND P2 PARKING
- NPC DEDICATED VEHICLE PARKING (P3)
- CYCLING VEHICLE PARKING (P3 CYC)
- NPC PARKING (P6)
- NPC VVV CIR DROP-OFF/PICK-UP (P6)
- INTERNAL VILLAGE TRANSPORT SYSTEM STOPS
- CONDOMINIUM ENTRANCE / EXIT
- RESIDENTIAL ZONE CONTROL POINT
- VEHICLE ACCESS
- TAXI DROP-OFF / PICK-UP
- ATHLETE TRANSPORT MALL
- BRT STATION
- GYM
- MAIN DINING HALL
- POLYCLINIC
- PEDESTRIAN SCREENING AREA
- RESIDENT CENTRES
- RESIDENT CENTRES (24 HOURS)
- RIO 2016 SUPERSTORE
- TEAM WELCOME CEREMONIES
- VEHICLE PERMIT CHECKPOINT
- VEHICLE SCREENING AREA



Paralympic Games Rio de Janeiro (overview)

KEY

- BRT - Transcarioca
- BRT - Transoeste
- BRT - Transolímpica
- LRT
- Metro
- Railway

- BARRA METRO STATION
- PORT
- AIRPORTS

- GIG - TOM JOBIM INTERNATIONAL AIRPORT
- SDU - SANTOS DUMONT DOMESTIC AIRPORT

- GAMES FAMILY HOSPITAL

- Rio 2016 HQ

- BARRA OLYMPIC PARK

- DEODORO OLYMPIC PARK

- COMPETITION VENUES

- FTC - FORT COPACABANA

- GIO - MARINADA GLÓRIA

- LAG - LAGOA STADIUM

- OLS - OLYMPIC STADIUM

- PON - PONTAL

- RCP - RICCENRO

- SBD - SAMBÓDROMO

- MRC - MARACANÁ

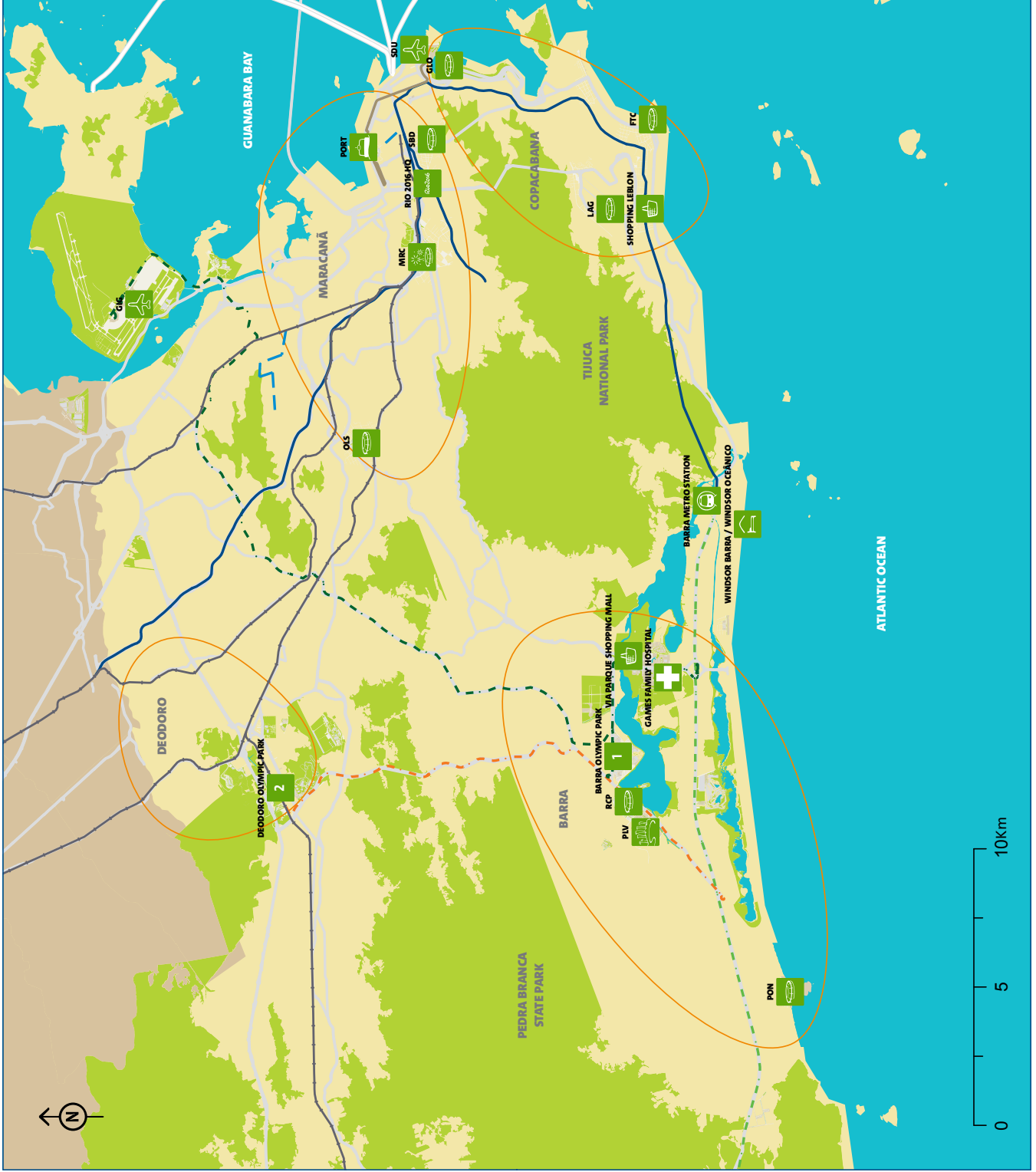
- PLV - PARALYMPIC VILLAGE

- WINDSOR BARRA / WINDSOR OCEÂNICO

- SHOPPING

- SHOPPING LEBLON

- VIA PARQUE SHOPPING MALL



Barra Olympic Park (overview)

KEY

- COMPETITION VENUES
- SECURITY PERIMETER
- BRT - TRANSOLÍMPICA
- BRT - TRANSCARIOCA
- BRT - TERMINAL
- WARM-UP AREA
- MAIN PRESS CENTRE
- INTERNATIONAL BROADCAST CENTRE
- CARIOCA ARENA 1
- CARIOCA ARENA 2
- CARIOCA ARENA 3
- FUTURE ARENA
- OLYMPIC AQUATICS STADIUM
- OLYMPIC TENNIS CENTRE
- RIO OLYMPIC ARENA
- RIO OLYMPIC VELODROME
- OLYMPIC PARK
- PARALYMPIC VILLAGE



Deodoro Olympic Park (overview)

KEY

- COMPETITION VENUES
- SECURITY PERIMETER
- BRT - TRANSCARIOCA
- BRT - TRANSOLIMPICA
- RAILWAY LINE
- BRT BRT STATION
- R RAILWAY STATION
- WU WARM-UP AREA
- A DEODORO OLYMPIC PARK
- B PARALYMPIC VILLAGE
- 1 OLYMPIC EQUESTRIAN CENTRE
- 2 OLYMPIC SHOOTING CENTRE
- 3 DEODORO STADIUM
- 4 YOUTH ARENA



Athletes' Park

KEY

PEDESTRIAN FLOW

VEHICULAR FLOW

1 ATHLETES' TRAINING AREA: JUDO

2 ATHLETES' TRAINING AREA: SWIMMING / TRIATHLON

3 ATHLETES' TRAINING AREA: WHEELCHAIR BASKETBALL

4 ATHLETES' TRAINING AREA: WHEELCHAIR RUGBY

CHECK POINT

5 GOALBALL

LOAD ZONE

PSA

VEHICLE ACCESS CONTROL

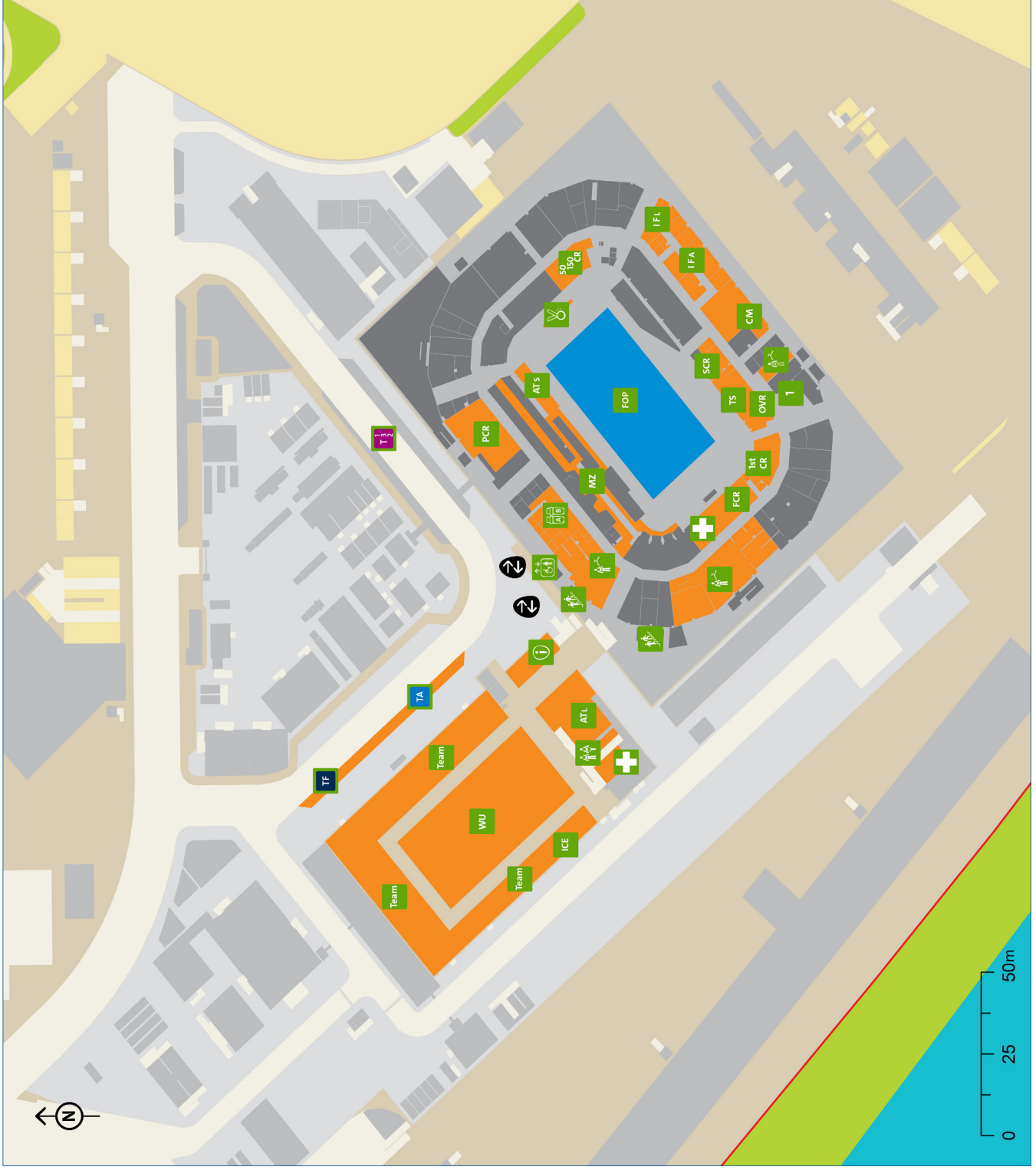
VSA



Swimming - Olympic Aquatics Stadium

KEY

-  50 / 150 METRES CALL ROOM
-  ATHLETES' / PARALYMPIC FAMILY LIFT
-  ATHLETES' CHANGING ROOM
-  ATHLETES' LOAD ZONE
-  ATHLETES' LOUNGE
-  ATHLETES' MEDICAL POST
-  ATHLETES' SEATING
-  COMPETITION MANAGEMENT
-  DOPING CONTROL
-  FIELD OF PLAY
-  FINAL CALL ROOM
-  FIRST CALL ROOM
-  GAMES OFFICIALS' CHANGING ROOM
-  GAMES OFFICIALS' LOAD ZONE
-  GAMES OFFICIALS' LOUNGE
-  ICE BATH AREA
-  IF WORK AREA
-  LOAD ZONE ENTRANCE / EXIT
-  MIXED ZONE
-  ON-VENUE RESULTS (OVR)
-  PARALYMPIC FAMILY LOAD ZONE
-  PODIUM
-  PRESS CONFERENCE ROOM
-  PROTEST DESK
-  SPORT CONTROL ROOM
-  SPORT INFORMATION
-  STAIRS
-  TEAM AREAS
-  TIMING AND SCORING
-  TOILETS
-  WARM-UP AREA





DAILY COMPETITION SCHEDULE



PATROCINADORES PARALÍMPICOS MUNDIAIS
WORLDWIDE PARALYMPIC PARTNERS



PATROCINADORES OFICIAIS
OFFICIAL SPONSORS



APOIADORES OFICIAIS
OFFICIAL SUPPORTERS



FORNECEDORES OFICIAIS
OFFICIAL SUPPLIERS

Casa da Moeda do Brasil Ceg EF Education First OFF! Ottobock 3 Corações

PARCEIROS GOVERNAMENTAIS
GOVERNMENTAL PARTNERS



08.2016

This material shall not be duplicated by any means, except with prior and express consent (in writing) from the Organising Committee for the Rio 2016 Olympic and Paralympic Games. Authorizations for copy should be submitted by mail to brandprotection@rio2016.com



Rio 2016 Organising Committee for the
Olympic and Paralympic Games

rio2016.com