



Judo

Team Leaders' Guide



Welcome!

On behalf of the entire organising committee, it's an honour to introduce this Team Leaders' Guide for the Rio 2016 Paralympic Games. I would like to thank everyone at the IPC, the international federations, the NPCs and all stakeholders and partners for their support in the creation of these guides, as well as in helping us in our preparations for the athletes and teams at Games time.

We have been working for years to provide all the athletes with the best possible services and environments, in the Paralympic Village as well as the competition and training venues, and to ensure their maximum performance at the first-ever Paralympic Games in South America.

Some of the highlights of this guide include:

- Key dates and personnel
- Information on the competition format and rules
- Details on processes relating to competition and training
- Specific venue facilities and services, including transport information and maps
- General information on topics that are vital for all sports, such as medical services, doping control, accreditation and security

We trust that this publication will assist you in your planning for Games time and your stay here in Rio de Janeiro. If you require any additional information that has not been included in this guide, please do not hesitate to contact Rio 2016 competition management at your competition or training venue, or the Sport Information Centre or NPC Services Centre in the Paralympic Village.

Rio 2016 is ready to deliver a one-of-a-kind Games, and we are more than proud to welcome you and the rest of the world!

YOURS IN SPORT,

A handwritten signature in black ink, which appears to read 'Rodrigo Garcia'.

RODRIGO GARCIA

Director of Sport, Rio 2016 Organising Committee

Contents

Competition: Essentials.....	4
Competition Essentials.....	5
Competition schedule.....	16
Competition: General information.....	20
Competition: General Information.....	21
Competition: Venue information.....	25
Competition: Venue information.....	26
Training.....	29
Training.....	30
The Games	32
Accreditation	33
Team welcome ceremonies	36
Opening and Closing Ceremonies	36
Ticketing.....	38
Transport.....	39
Village	42
Requests for emergency assistance	47
Recycling.....	48
Electricity and adapters.....	48
Rio 2016	49
Notes	54
Maps	56
Daily competition schedule.....	63



COMPETITION: ESSENTIALS

Competition Essentials

The Judo competition at the Rio 2016 Paralympic Games will be held from Thursday 8 September to Saturday 10 September 2016 at Carioca Arena 3, in the Barra zone. The competition will consist of 13 medal events. A total of 132 athletes, 84 male and 48 female, may take part in the Judo competition. This figure comprises 70 male and 36 female athletes, plus 15 places — seven male and six female - allocated to the host country and 15 bipartite commission places — seven male and six female. Each men's event will be limited to a maximum of 12 athletes, with a maximum of eight athletes in each women's event.

KEY DATES	
15 August 2016	Sport entries final deadline (23.59, GMT -3)
31 August 2016	Paralympic Village official opening
4 September 2016	Start of Classification Evaluation Period (9.00; Paralympic Village)
6 September 2016	Start of official training (9.00)
	Judo competition draw and Technical meeting (16.00 – 17.30; Riocentro – Pavilion 4)
	End of Classification Evaluation Period (12.00)
7 September 2016	Venue familiarisation day (8.00 – 11.00)
	Paralympic Games Opening Ceremony
8 September 2016 (day 1)	Start of Judo competition
10 September 2016 (day 3)	End of official training (15.00)
	End of Judo competition
18 September 2016	Paralympic Games Closing Ceremony
21 September 2016	Paralympic Village closes

RIO 2016 COMPETITION MANAGEMENT (ALL BRA)	
Judo Manager	Kenji Saito
Judo Services Manager	Taciana Pinto
Judo Technical Operations Manager	Leonardo Lara
Judo Administration Coordinator	Lúcio Nagahama
Judo Athlete Services Coordinator	Raphael Santos
Judo Field of Play Coordinator	Ana Peixoto

Judo IF Services Coordinator	Chuno Mesquita
Judo Sport Information Coordinator	Cláudio Rodrigues
Judo Sport Equipment Coordinator	Walcleydi Florêncio
Technical Officials' Coordinator	Vinicius Loyola
Judo Training Site Coordinator	Luciano Bitencourt

IBSA PERSONNEL	
Technical Delegate	János Tardos (HUN)

INTERNATIONAL TECHNICAL OFFICIALS (ITOS)		
IT Director	Ákos Braun	HUN
Chairman	Norbert Biró	HUN
ITO	Larissa Kiss	HUN
ITO	Envic Galea	MLT
ITO	Michael Stuart	GBR
ITOs (referees)	Gery Berliner	USA
	Angelica Wilhelm	GER
	Gregory Moore	USA
	Jeferson Vieira	BRA
	Balázs Gosztonyi	HUN
	David Stanley	GBR
	Fariz Huseynov	AZE
	Eduardo Garcia	POR
	Rafal Burza	CAN
	Chai Ling	CHN
	Shou Chang	TPE
	Olga Dmitrieva	RUS
	Shozo Oyama	JPN
	Angelo Santelia	FRA

ITOs (referees)	Sebastian Schek	GER
	Maria Antomarchi	FRA
	Ziad Maafi	ALG
National Technical Officials(NTOs)		
Marcelo Matos	André Mariano	
Ana Cristina Oliveira	Andrea Berti	
Bruna Maila	Danusa Shira	
Diogo Pereira	Douglas Potrich	
Douglas Vieira	Elisângela Silva	
Fabiana Thebaldi	Gilmar Dias	
José Pereira	Juliana Augusto	
Julio Cesar Farias	Laedson Gonçalves	
Lucas Viana	Luciana Dias	
Marcelo Theotônio	Marcelo Colona	
Marco Aurélio Uchida	Marilaine Antonialli	
Marson Albani	Matheus Teotônio	
Rafael Togashi	Robnelson Ferreira	
Salvatore Puonzo	Tatiane Carvalho	
Thiara Bertoli	Tibério Maribondo	

MEDAL EVENTS	
MEN (7)	WOMEN (6)
Extra Lightweight up to and including 60kg	Extra Lightweight up to and including 48kg
Half-Lightweight over 60kg up to and including 66kg	Half-Lightweight over 48kg up to and including 52kg
Lightweight over 66kg up to and including 73kg	Lightweight over 52kg up to and including 57kg

Half-Middleweight over 73kg up to and including 81kg	Half-Middleweight over 57kg up to and including 63kg
Middleweight over 81kg up to and including 90kg	Middleweight over 63kg up to and including 70kg
Half-Heavyweight over 90kg up to and including 100kg	Heavyweight over 70kg
Heavyweight over 100kg	

Competition format

For all medal events, the Judo competition will be run in an elimination format with double repechage. Each medal event will be completed in a single day.

At the initial competition draw, athletes will be divided into two tables (A and B), then further subdivided into groups (A1, A2, B1 and B2). An elimination system will determine the winners of tables A and B, who will then compete in the gold medal contest.

Athletes who are defeated by one of the four eventual group winners (A1, A2, B1 and B2) during the initial stages of the competition will enter the repechage of their respective groups. The repechage winner of group A1 will fight the repechage winner of group A2 in the repechage final of table A, and the repechage winner of group B1 will fight the repechage winner of group B2 in the repechage final of table B.

The winners of the repechage table finals will go on to fight the semi-final losers from the opposite tables for the two bronze medals. The losers of the bronze medal contests will be awarded fifth (5th) place in the competition, and the losers of the repechage finals in tables A and B will be awarded seventh (7th) place.

COMPETITION RULES

The Judo competition will be held in accordance with the editions of the following documents that are in force at the time of the Games:

THE IBSA JUDO RULEBOOK 2014–2016

(available at www.ibsasport.org/sports/judo)

THE IJF SPORTS AND ORGANIZATION RULES (SOR)

(available at www.ijf.org)

THE IJF REFEREEING RULES

(available at www.ijf.org)

THE IPC HANDBOOK

(available at www.paralympic.org/the-ipc/handbook)

IBSA Judo, working with Rio 2016 Judo competition management, will be responsible for the technical control and direction of the Judo competition at the Rio 2016 Paralympic Games.

DURATION AND SCORING

In accordance with the IJF Sports and Organization Rules and the IJF Refereeing Rules, Judo contests at the Rio 2016 Paralympic Games will be four minutes for women and five minutes for men.

If a contest is tied after five minutes for men or four minutes for women, it will be extended by a Golden Score period with no time limit. The first athlete to achieve any kind of score during this period wins the contest.

ATHLETE SUBSTITUTION RULES

An NPC may substitute an athlete between the close of entries (15 August 2016) and their delegation registration meeting (DRM) only if the substitution is in the same sport, medal event(s) and sport class. Substitute athletes must have met all qualification and eligibility criteria for the respective event(s), and must have signed the Eligibility Code Form. The NPC must have submitted an Accreditation Application for the substitute athlete by the deadline of 27 May 2016 (long list).

Substitutions may only be made for athletes who withdraw due to injury, illness or other special circumstances. All substitutions are subject to review and approval by the IPC. Absolutely no substitutions will be permitted after the DRM.

Classification

The purpose of the Paralympic sport classification system is to minimise the impact of impairment on the outcome of competition, so that the athletes who succeed in competition are those with the best anthropometry, physiology and psychology and who have enhanced them to best effect through hard training and quality coaching. To achieve this, athletes are grouped into classes according to how much their impairment impacts on their sport-specific performance.

All athletes at the Rio 2016 Paralympic Games must comply with their respective sport's eligibility criteria, as stipulated in the Rio 2016 Paralympic Games Qualification Guide. This also applies to athletes submitted by their NPCs using a Bipartite Commission application, by a Universality Wild Card (UWC) application, or as substitutes between the final entries deadline and the DRM (where applicable).

Athlete-specific classification data (sport class and sport class status) will be uploaded onto the Sport Entries system from the Classification Master Lists provided to Rio 2016 by the respective IFs by 30 June 2016, consistent with the IPC's zero-classification policy. NPCs should ensure that their athletes are classified before 30 June 2016. This will help to ensure that the online Sport Entries module is up to date, and will allow NPCs to enter their athletes into the correct events. The deadline for final sport entries is 15 August 2016 and any changes in classification occurring after this date (15 August) must be reported to the IPC and Rio 2016 immediately.

For full information on the classification rules specific to Judo, see the International Blind Sports Federation's website (www.ibsasport.org/sports/judo) and the Rio 2016 Paralympic Games Classification Guide, available on the Rio Exchange (<https://rioexchange.rio2016.com>).

Classification Evaluation Period

For the Rio 2016 Paralympic Games, only athletes that have an International Sport Class and a Sport Class Status of Confirmed (C) or Review with a review date after 31 December 2016 (R2017 or later) by the date of final entry (15 August 2016) are able to enter the competition.

At the date of publication of this Guide, Classification Evaluation Periods are scoped to handle any unforeseen circumstance or exceptions. Classification details for Judo are outlined in Table A.

TABLE A. CLASSIFICATION EVALUATION PERIOD: JUDO		
Date	Time	Location
4 - 5 September	9:00 – 12.30	Paralympic Village – Visual Classification Area
	14.00 – 18.30	
6 September	9.00 – 12.00	

All athletes that are required to undergo classification at Games time are required to arrive at the Games prior to the first day of the relevant sport's Classification Evaluation Period. Details on final date and time to present for classification will be communicated to each NPC after 15 August 2016.

Athletes and NPCs, through the Chef de Mission, are responsible for ensuring athletes:

- Are present for classification at least 30 minutes before their scheduled classification time.
- Bring all equipment, attire and medical information as requested by the IF classification rules and regulations.
Note: some IFs may require that medical information be submitted in advance of classification. This information should be sent directly to the IF.
- Are accompanied by an interpreter if they do not speak English.
- Are accompanied by a member of the NPC delegation. This is mandatory for athletes under age 18.

Classification outcomes will be published by the times listed below at the Sport Information Desk (at the venue) and at the Classification Information Desk in Sport Information Centre (SIC) at the Paralympic Village.

TABLE B: DAILY CLASSIFICATION SESSIONS AND OUTCOME POSTING	
Session Times	Classification Outcome Posting Deadlines
9.00 – 12.30	14.00
14.00 – 18.30	20.00

CLOTHING AND EQUIPMENT

Clothing and equipment used by athletes and other participants in the Judo competition at the Paralympic Games must comply with the documents listed below:

THE IJF SPORTS AND ORGANIZATION RULES (SOR)

(available at www.ijf.org), with particular reference to:
 Article 9.7: Field of Play and Competition Area
 Appendix C: IJF Judogi Rules
 Appendix D: IJF Refereeing Rules THE IBSA JUDO RULEBOOK 2014–2016
 (available at www.ibsasport.org/sports/judo)

THE IPC HANDBOOK

(available at www.paralympic.org/the-ipc/handbook)

THE IPC MANUFACTURER IDENTIFICATION GUIDELINES FOR THE RIO 2016 PARALYMPIC GAMES

(available at www.paralympic.org)

Each athlete must provide two compliant judogi: one white and one blue.

Judogi sewing services

Team leaders must drop off their team's judogis for application of the official Rio 2016 patch at the Paralympic Village upon their arrival. Team leaders must also pick up the judogis from the same location.

Each athlete must provide two - and only two - compliant judogi: one white and one blue. Judogis must be delivered clean, dry, with the appropriate yellow and/or red circles correctly positioned on the sleeves, and with no other back patches.

Please identify each judogi with the athlete's name, category and NPC. Judogis not in accordance with the above requirements will not be accepted.

This service will be located at in a space adjacent to the entertainment centre in the residential zone of the Village. It will open from 9.00 to 18.00 from 4 to 6 September, and from 9.00 to 12.00 on 7 September.

Please be aware that at the competition venue, only emergency repair services will be available.

IPC MANUFACTURER GUIDELINES FOR THE RIO 2016 PARALYMPIC GAMES

One of the key factors that differentiate the Paralympic Games from other sporting events is the visual presentation of the Games, which includes the 'look' of the participants, the venues and the field of play.

Pursuant to the IPC Handbook, Section I, Sub-Section 3 (Paralympic Games Principles), no form of publicity or propaganda, commercial or otherwise, may appear on persons, sportswear, accessories or, more generally, on any article of clothing or equipment whatsoever worn or used by persons participating in the Paralympic Games, except for the Identification of the Manufacturer of the article or equipment concerned, provided that such identification shall not be marked conspicuously for advertising purposes.

An authorised identification may only be used in compliance with the terms of the IPC Handbook, the present guidelines or as further approved in writing by the IPC.

The IPC reserves the right to prohibit the use of any authorised identification on any given item in order to ensure the spirit of the principles of the IPC Handbook and these guidelines are respected.

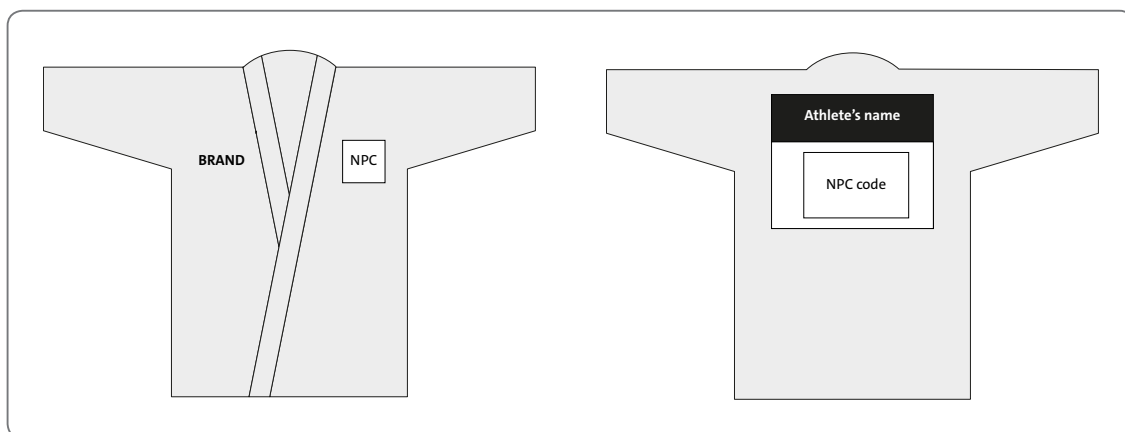
Below, please find the sport-specific guidelines from the IPC Manufacturer Identification Guidelines for the Rio 2016 Paralympic Games. However, all NPCs are strongly advised to refer to the complete IPC Manufacturer Identification Guidelines document for detailed information and instruction on the rules governing clothing, shoes, accessories, sporting equipment and mobility equipment at the Games.

IPC Manufacturer Identification Guidelines: Judo

ITEM	APPLICATION OF IPC MANUFACTURER IDENTIFICATION GUIDELINES
Clothing	
Judogi (Jacket, pants and belt)	<p>One Identification of the Manufacturer per item will be permitted, to a maximum size of 30cm², on the jacket and pants.</p> <p>One Identification of the Manufacturer, to a maximum size of 9cm², will be permitted on the belt.</p>
Tracksuit/jacket	<p>One Identification of the Manufacturer per clothing item will be permitted, to a maximum size of 30cm².</p> <p>One additional Product Technology Identification will be permitted per clothing item to a maximum size of 10cm².</p>
T-shirt/undershirt	One Identification of the Manufacturer per item will be permitted, to a maximum size of 30cm ² .
Accessories	
Socks	One Identification of the Manufacturer per item will be permitted, to a maximum size of 10cm ² .
Bag	One Identification of the Manufacturer per item will be permitted, not greater than 10% of the surface area of the item, to a maximum size of 60cm ² .
Eyewear	May carry the Identification of the Manufacturer as generally used on products sold through the retail trade during the period of six (6) months or more prior to the Games, with no Identification of the Manufacturer permitted on the lenses.
Headgear	One Identification of the Manufacturer per item will be permitted, to a maximum size of 10cm ² .
Shoes/footwear	
Shoes	All footwear items may carry the Identification of the Manufacturer as generally used on products sold through the retail trade during the period of six (6) months or more prior to the Games.

SECTION 7. THIRD PARTY IDENTIFICATIONS (ATHLETE NAMES)

Athletes shall wear a back number with their name and NPC code on the back of the jacket. The back number will be provided and sewn by the OCOG.



SECTION 9. MAXIMISING NATIONAL AND PARALYMPIC IDENTITY

The NPC emblem or national flag must be located on the left side of the jacket, at the chest level, with a maximum size of 100cm².

SECTION 11. HOMOLOGATION MARKS

The IJF approved label must appear once on each piece of clothing. It is represented by an unforgeable optical label of 15.75cm² (3.5cm x 4.5cm) certifying that the judogi complies with the IJF current rules. Only one label is permitted per item. Only the judogi having successfully passed the tests by the official laboratories and approved by IJF may be used.

SECTION 17. SUBMISSION PROCESS

Before the competition, the IJF officials control the homologation mark on each piece of competition clothing. The conformity of the IJF unforgeable optical label is verified by a UV lamp. A vertical line appears in the "O" of APPROVED and JUDOGI and in the circle of the IJF logo. A non-compliant judogi or belt will be denied.

DOPING CONTROL

Rio 2016 is committed to delivering a world-class anti-doping programme during the Paralympic Games. In partnership with the IPC, Rio 2016's anti-doping programme will ensure that the integrity of sport is upheld, while protecting the rights and health of the athletes.

The programme will conduct testing anytime and anywhere, without prior notice, from 31 August to 18 September 2016 and will follow collection procedures consistent with the IPC Anti-Doping Code and the World Anti-Doping Code. Sample analysis will be conducted at the WADA-accredited laboratory in Rio de Janeiro.

Full details of doping control procedures are available in the Rio 2016 Doping Control Guide, which may be downloaded from the Rio Exchange (<https://rioexchange.rio2016.com>). Printed copies of the guide will be available in all doping control stations during the Games. NPCs should also note that a brief guide to doping control procedures will be distributed to all athletes.

Rio 2016 encourages NPCs to take proactive and comprehensive measures to ensure athletes, support personnel and medical staff are informed of, for example, the anti-doping rules and procedures that will be in place during the Games, the WADA Prohibited List and the importance of drug-free sport.

More information about the post-competition doping control procedures is provided on page XX below.

SPORT INFORMATION

Sport Centre (SIC)

The Sport Information Centre (SIC) in the Paralympic Village will contain a desk serving each sport/discipline and provide sport information to NPCs throughout the Games. The SIC is located in the residential zone, in close proximity to the Entertainment Centre. It is open to Chefs de Mission, Deputy Chefs de Mission, team leaders and team officials (Ac and Ao). NPCs should note that it is not open to athletes.

The services provided at the SIC are:

- Dissemination of general sport information through electronic sport publications (also available on the Rio Exchange) and discussions with sport-specific staff
- Access to official results, draw/start lists and other key competition information, including schedule updates where required
- Provision of training schedule information and, where available, assistance with booking and changing training sessions
- Assistance with the communication of key information from IFs and Rio 2016 to NPCs
- Other sport-specific services
- Information on transport services and bookings for team-sport transport
- Ordering of Athlete Training Meals (48 hours in advance)
- Classification desk

SIC DATES	HOURS OF OPERATION
28-30 August 2016	8.00 - 20.00
31 August – 17 September 2016	7.00 - 22.00*

18 September 2016	7.00 – 18.00
19 September 2016	8.00 - 12.00

* The SIC will close at 18.00 on 7 September due to the Opening Ceremony.

Upon arrival in the Village, Team Leaders are strongly encouraged to visit their relevant Sport Information Desk (SID) in the SIC to introduce themselves and register their contact information to facilitate any necessary communication.

Sport Information Desks (SIDs)

Sport-related information and services will also be available at the Sport Information Desk at the venue. The SID at Carioca Arena 3 will open on 8, 9, and 10 September, from 9.00 -18.30.

Info+

Info+ is the official Games information system. It offers a range of content as outlined in the table below and includes near real-time results. Info+ will go live on 31 August 2016 and will be available in English only.

CONTENT AVAILABLE ON INFO+	
Background	Historical data, statistics, competition formats, rules, criteria and venue descriptions.
Biographies	Athlete biographies, profiles of teams, coaches, referees, judges and NPCs.
Ceremonies	Details about ceremonies (medal, opening and closing), including timings and participants.
Games news	Flash quotes, press conference highlights, sport previews, news articles, statistical reports, media communications and IPC news.
Medals	Medal rankings by sport, overall rankings, medallists by day and sport/event.
Records	World and Paralympic records, including current records, record holders and new or equalled records.
Results	Competition results viewable by sport, date and country. Includes entry lists, start lists and additional sport-specific reports.
Schedules	Competition and non-competition schedules, including press conferences, IPC and cultural activities.
Transport	Transport schedules and maps.
Weather	Real-time weather conditions and forecasts.

Info+ workstations will be provided in the following locations:

- Competition venues in team and athlete areas, including Athletes' Lounges
- Paralympic Village (NPC Services Centre, press workroom, resident centres, Sport Information Centre, Village Protocol Office and Welcome Centre)

myInfo+

myInfo+ is a web-based service that will allow users to access Info+ from their own PC, laptop or tablet wherever there is access to the internet, whether in a Paralympic or non-Paralympic venue.

myInfo+ allows access to the same information available at dedicated Info+ workstations, including schedules, near real-time results, medals, records, biographies, news, historical results and transport information.

The menu, Games news, biographies and background sections of myInfo+ are compatible with screen reading software for blind and visually impaired users.

myInfo+ accounts will be free of charge. Each NPC will receive a number of accounts calculated based on its delegation size. Registration tokens will be distributed to NPCs after the DRM.

In NPC offices where the delegation size is at least 25, an Info+ workstation with an info printer will be replaced with an additional internet PC on which myInfo+ accounts can be used.

myInfo+ provides the following useful features, which are not available at dedicated Info+ workstations:

- User customisation (for example, myInfo+ users can create their own schedules by selecting only the sports and events that interest them)
- Message alerts via text/SMS or email, containing information such as world records
- Bookmarking of results, reports and other significant Games information
- Hyperlinking to other key websites, such as the IPC and IFs
- Downloadable results books
- Ability to copy and paste information from results and news reports.

Competition schedule

THURSDAY 8 SEPTEMBER 2016 (DAY 1), CARIOCA ARENA 3		
JU01 10.00 - 12.30		Women's -48kg elimination rounds/quarter-finals/repechage/semi-finals
		Men's -60kg elimination rounds/quarter-finals/repechage/semi-finals
		Women's -52kg elimination rounds/quarter-finals/repechage/semi-finals
		Men's -66kg elimination rounds/quarter-finals/repechage/semi-finals

JU02 15.30 - 17.55	15.30 - 16.20	Women's -48kg bronze medal contest A
	15.30 - 16.20	Women's -48kg bronze medal contest B
	15.30 - 16.20	Women's -48kg gold medal contest
	15.30 - 16.20	Men's -60kg bronze medal contest A
	15.30 - 16.20	Men's -60kg bronze medal contest B
	15.30 - 16.20	Men's -60kg gold medal contest
	16.20 - 16.30	Women's -48kg victory ceremony
	16.30 - 16.55	Women's -52kg bronze medal contest A
	16.30 - 16.55	Women's -52kg bronze medal contest B
	16.30 - 16.55	Women's -52kg gold medal contest
	16.55 - 17.05	Men's -60kg victory ceremony
	17.05 - 17.35	Men's -66kg bronze medal contest A
	17.05 - 17.35	Men's -66kg bronze medal contest B
	17.05 - 17.35	Men's -66kg gold medal contest
	17.35 - 17.45	Women's -52kg victory ceremony
	17.45 - 17.55	Men's -66kg victory ceremony
FRIDAY 9 SEPTEMBER 2016 (DAY 2), CARIOCA ARENA 3		
JU03 10.00 - 12.30		Women's -57kg elimination rounds/quarter-finals/repechage/semi-finals
		Men's -73kg elimination rounds/quarter-finals/repechage/semi-finals
		Women's -63kg elimination rounds/quarter-finals/repechage/semi-finals
		Men's -81kg elimination rounds/quarter-finals/repechage/semi-finals

JU04 15.30 - 17.55	15.30 - 16.20	Women's -57kg bronze medal contest A
	15.30 - 16.20	Women's -57kg bronze medal contest B
	15.30 - 16.20	Women's -57kg gold medal contest
	15.30 - 16.20	Men's -73kg bronze medal contest A
	15.30 - 16.20	Men's -73kg bronze medal contest B
	15.30 - 16.20	Men's -73kg gold medal contest
	16.20 - 16.30	Women's -57kg victory ceremony
	16.30 - 16.55	Women's -63kg bronze medal contest A
	16.30 - 16.55	Women's -63kg bronze medal contest B
	16.30 - 16.55	Women's -63kg gold medal contest
	16.55 - 17.05	Men's -73kg victory ceremony
	17.05 - 17.35	Men's -81kg bronze medal contest A
	17.05 - 17.35	Men's -81kg bronze medal contest B
	17.05 - 17.35	Men's -81kg gold medal contest
	17.35 - 17.45	Women's -63kg victory ceremony
	17.45 - 17.55	Men's -81kg victory ceremony
SATURDAY 10 SEPTEMBER 2016 (DAY 3), CARIOCA ARENA 3		
JU05 10.00 - 13.30		Women's -70kg elimination rounds/quarter-finals/repechage/semi-finals
		Men's -90kg elimination rounds/quarter-finals/repechage/semi-finals
		Women's +70kg elimination rounds/quarter-finals/repechage/semi-finals
JU05 10.00 - 13.30		Men's -100kg elimination rounds/quarter-finals/repechage/semi-finals
		Men's +100kg elimination rounds/quarter-finals/repechage/semi-finals

JU06 15.30 - 18.35	15.30 - 16.20	Women's -70kg bronze medal contest A
	15.30 - 16.20	Women's -70kg bronze medal contest B
	15.30 - 16.20	Women's -70kg gold medal contest
	15.30 - 16.20	Men's -90kg bronze medal contest A
	15.30 - 16.20	Men's -90kg bronze medal contest B
	15.30 - 16.20	Men's -90kg gold medal contest
	16.20 - 16.30	Women's -70kg victory ceremony
	16.30 - 16.55	Women's +70kg bronze medal contest A
	16.30 - 16.55	Women's +70kg bronze medal contest B
	16.30 - 16.55	Women's +70kg gold medal contest
	16.55 - 17.05	Men's -90kg victory ceremony
	17.05 - 17.35	Men's -100kg bronze medal contest A
	17.05 - 17.35	Men's -100kg bronze medal contest B
	17.05 - 17.35	Men's -100kg gold medal contest
	17.35 - 17.45	Women's +70kg victory ceremony
	17.45 - 18.15	Men's +100kg bronze medal contest A
	17.45 - 18.15	Men's +100kg bronze medal contest B
	17.45 - 18.15	Men's +100kg gold medal contest
	18.15 - 18.25	Men's -100kg victory ceremony
	18.25 - 18.35	Men's +100kg victory ceremony



COMPETITION: GENERAL INFORMATION

Competition: General Information

PRE-COMPETITION PROCEDURES

Key meetings

DATE	TIME	MEETING	DETAILS	LOCATION
6 September 2016	16:00 – 17:30	Draw and technical meeting	2 NPC representatives	Riocentro – Pavilion 4

Classification evaluation period

See p10

Venue orientation/familiarisation

Venue orientation and familiarisation sessions for teams will take place on 7 September from 8.00 – 11.00. The schedule will be communicated to teams separately.

Weigh-in

The official weigh-ins will be conducted at the Paralympic Village under the supervision of officials appointed by IBSA. The official weigh-in for each weight category will take place from 20.00 to 20.30 on the day before competition. Each athlete will be allowed only one weight control during the official weigh-in, and must weigh within the limits of the appropriate weight category; no tolerance will be allowed either above or below the weight category limits.

Unofficial weigh-ins held on the official scales will be available to athletes from 19.30 to 20.00, immediately prior to the official weigh-ins.

On the day of competition, at the competition venue, two athletes in each male category and one athlete in each female category will be selected to weigh-in an additional time. In this new weigh-in, the athletes will have a tolerance of five per cent above his or her weight category.

Scales will be located in the following buildings:

Scales in the Village:

Condominium 1	Building 4
Condominium 2	Building 7
Condominium 3	Building 12
Condominium 4	Building 15
Condominium 5	Building 18
Condominium 7	Building 24
Condominium 9	Building 29

COMPETITION PROCEDURES

Athletes will be called from the warm-up area to the field of play by a sound system in the back-of-house area. TV screens with the contest order displays and live feeds from the fights will assist team officials, coaches and competitors in their preparation. Athletes are requested to report to the judogi control three contests before the start of their contest. Athletes must present their accreditation on each occasion they are called to competition.

Accredited/team seating

Same sport accredited seating will be provided in seating bowl. Teams will require different sport spectator tickets if they wish to attend the Judo competition and other sports.

Video recording

Any filming at the Rio 2016 Paralympic Games by Athletes/Competition Partners/Team Official/Games Officials ('Participants') will require prior written approval from the IPC and will only be allowed from the Participants designated seating in the stands. Filming is only allowed with non-professional camera equipment. The IPC will be entitled to decide whether camera equipment is to be considered of 'professional standard' for the purpose of this policy. IPC Policy says the camera must be a 'non-broadcast camera', i.e. a camera that is used for domestic use rather than for commercial high-end broadcasting.

For more information please visit <https://www.paralympic.org/rio-2016/guides-and-policies> and download the Photography and Filming at the Rio 2016 Paralympic Games form.

Completed forms should be submitted to:

SASCHA BECK

BROADCASTING MANAGER

International Paralympic Committee
sascha.beck@paralympic.org

Post-competition procedures

Doping control

Athletes selected for doping control will be notified in person and escorted to the Doping Control Station by an anti-doping chaperone as soon as practically possible after they have finished competing. The athlete will be advised of the type of sample that they are being asked to provide - urine and/or blood, of the rights and responsibilities when undergoing doping control and will be directed to sign the Athlete Selection Order. It is the responsibility of the athlete to remain under continuous observation of the anti-doping chaperone after notification. For details of the doping control programme at Rio 2016, see p13.

Mixed zone

All competition venues will include a mixed zone, where accredited press, including reporters of the Paralympic News Service (PNS), will interview athletes as they leave the field of play. All athletes must pass through the mixed zone as they leave the field of play, but are not obliged to speak.

As they leave the field of play, athletes will pass through the mixed zone. Reporters from the PNS will also work in the mixed zone to gather athlete comments that will then be uploaded to Info+ (see p15) and distributed as flash quotes. These will be available to all accredited people at the Games.

NPC Press Attachés will be permitted to meet their athletes on the pathway of the mixed zone, but this is limited to the press section only. Press Attachés must be wearing their armband (distributed by the IPC) and must abide by the agreed rules of conduct.

Press conferences

During the Paralympic Games, mixed zones will be the primary area for athlete interviews. Press conferences will only be held at competition venues when they make sense editorially and when the media request them. The updated schedule of press conferences will be available on Info+ and myInfo+.

NPC press conferences may also take place in the Main Press Centre (MPC) or the Paralympic Village Media Centre at any time during the Games. NPCs must book these press conferences no later than the day before they are scheduled to occur, through the on-site Press Conference Booking Office, at the MPC.

For press conferences at the MPC, professional interpreters will be available to provide simultaneous interpretation in English, French, Portuguese, Spanish, Japanese and Chinese. For medal-round press conferences at competition venues, consecutive interpretation will be provided according to need.

Results distribution

Different from past Games, there will not be regular distribution of printed results to the NPCs. For certain reports, a limited number of copies will be distributed to team leaders at the SID. Results for all sports will also be available through Info+/myInfo+ and the Rio 2016 official website; see p15.

No later than 24 hours after all competition for a discipline has ended, a results book containing all results and competition-related reports for that discipline will be made available for download in PDF format on the Rio 2016 official website. The Rio 2016 official website will be available until 31 December 2016.

Victory ceremonies

All Victory Ceremonies will be conducted in English and Portuguese, and will occur at all competition venues, as per the date and time indicated in the sport competition schedule.

There will be a five-minute briefing for medallists before the Victory Ceremony, during which athletes will be shown the route along which they will be led and reminded of the procedures they will need to follow. Only the athletes may be present at this briefing, unless otherwise indicated. There will also be a briefing for coaches and team officials during sport meetings the day before the finals.

Athlete escorts will lead athletes to the podium for the Victory Ceremony. During the medal presentation, accreditation must either be temporarily surrendered to the Victory Ceremony coordinator or hidden out of sight. No participant in the Victory Ceremony should have flags, mascots, a mobile phone, a camera, headphones, sport equipment or other items on them during the ceremony. If any athlete is in possession of any of these items, they must be passed to the Victory Ceremony coordinator for the duration of the Ceremony. Athletes must be wearing their NPC tracksuits. Please also note that no one other than athletes and those who are part of the Sport Presentation Victory Ceremonies team may be part of the Victory Ceremony.

Upon completion of the photo opportunity after the Victory Ceremony, each athlete will be required to pass through the mixed zone, unless indicated by the athlete escorts and the Rio 2016 Sport Manager.

During the Victory Ceremony, the Doping Control team is required to keep athletes in its line of sight at all times; therefore, it is imperative that athletes do not deviate from the prescribed routes outlined in the briefing.

Medals and diplomas

Medals and diplomas will be awarded in each event as follows:

- 1st place: A gold medal, a diploma and a Paralympic medallist's pin.
- 2nd place: A silver medal, a diploma and a Paralympic medallist's pin.
- 3rd place: A bronze medal, a diploma and a Paralympic medallist's pin.
- 5th place (x2) & 7th place (x2): A diploma



COMPETITION: VENUE INFORMATION

Competition: Venue information

For the first time, the Judo competition will be held inside of the Olympic Park, in the Carioca Arena 3, a new venue located a short distance from the Paralympic Village in the Barra zone. It will have a gross capacity of just over 9,000.

KEY INFORMATION:

CARIOCA ARENA 3

Av.Embaixador Abelardo Bueno, 3.401/40, Hall 3
Barra daTijuca

DISTANCE FROM PARALYMPIC VILLAGE:

6km

VENUE ACCESS

Rio 2016 Transport buses will transport athletes between the Paralympic Village Athlete Transport Mall and the Athletes' Load Zone near the Athletes' Entrance to Carioca Arena 3.

Rio 2016 Transport considered as a premise for bus service working hours that athletes would arrive one hour and 30 minutes prior to their competition and depart one hour and 30 minutes after competing.

At Games time, up-to-date bus service timetables will be available on Info+.

FIELD OF PLAY

The field of play will contain two competition areas. The competition areas and all equipment will be presented in accordance with the IJF Sports and Organization Rules (SOR; www.ijf.org), with particular reference to:

- Article 9.7: Field of Play and Competition Area
- Appendix D: IJF Refereeing Rules

VENUE FACILITIES AND SERVICES

The following facilities and services will be available at Carioca Arena 3. For more details on the precise location of these facilities, please refer to the sections dedicated to each venue.

Athletes' Lounge

The Athletes' Lounge in Carioca Arena 3 is located beside the warm-up area, and will be open during all competition sessions. Amenities will include a dining area with refreshments, a lounge area with televisions and Wi-Fi internet access. The Sport Information Desk (SID) will also be located next to the warm-up area.

Athletes' Relaxation Area

The Athletes' Relaxation Area at Carioca Arena 3 will be located next to the warm-up area. Each NPC will receive a designated cubicle with a cot for athlete massages. The Athletes' Relaxation Area will be open during all competition hours.

Saunas

Saunas will be located next to the changing rooms, beside the warm-up area. There will be separate saunas for men and women.

Scales

Scales for athletes will be located next to the warm-up area at Carioca Arena 3.

Emergency Sewing Room

The sewing room at Carioca Arena 3 will be located next to the SID, near the warm-up area.

Changing rooms

There will be separate changing rooms for men and women at Carioca Arena 3. The changing rooms will be located between the warm-up area and the field of play.

Catering services

All competition venues will have a refreshment station which will contain whole fruit, bottled water, Powerade and other Coca-Cola beverages. At Carioca Arena 3, the refreshment station will be located in the Athletes' Lounge. Athletes and team officials may bring food into competition venues. However, please note that there is no refrigeration available.

Athlete Venue Meals (AVMs)

A cold-packed meal will be available for collection at Carioca Arena 3 for team officials and competing athletes, and will not have to be ordered in advance. The meals will consist of a sandwich, a salad, a fruit salad and a sweet item.

For special dietary requirements, a form is available at the SIC in the Village. The form must be completed at least 48 hours in advance of the meal service and submitted to the SIC.

Doping Control Station

The doping control station for athletes competing at Carioca Arena 3 will be shared with all Carioca Arenas. It will be located next to Carioca Arena 2.

For details of doping control at the Rio 2016 Paralympic Games, please see p13.

Language services

Rio 2016 Language Services Assistants (LSA) will provide volunteer interpretation services at competition venues. The LSAs may be identified by the pin or pins on their uniform specifying the languages they speak.

At the Paralympic games, LSAs will be covering English, Portuguese, French, German, Chinese (Mandarin), Italian, Russian and Spanish. Subject to volunteer availability, Rio 2016 will also offer interpretation services for Arabic, Greek, Hungarian, Japanese, Korean, and Slovakian. Specific languages will vary by venue. For information about the languages offered at your venue(s), or to request language assistance, contact Rio 2016 Judo competition management, who will coordinate with Rio 2016 language services.

NPC requests for language services should be made by 17.00 the day before the service will be needed. Late requests will be considered on a case-by-case basis.

Unlike in past Games, there will be no 24-hour over-the-phone interpretation service during the Rio 2016 Paralympic Games.

Lost and found

All reports of lost items at the Judo venue should be directed to the Sport Information Desk. This is also the location to which all found items should be delivered.

Medical services and facilities

Medical services at all competition venues will be provided at athlete medical stations, complete with a doctor, nurse and physiotherapist and supported by a number of ambulances.

Outside of the venues, the polyclinic will provide additional medical services as well as the designated reference hospital.

Medical services in each competition venue will be managed by the Venue Medical Manager and the Medical Operations Manager. Rio 2016 medical services are designed based on the rules of each IF and the Paralympic rules for the sport. Medical services will generally be available from two hours before the start of competition until one hour after competition ends. However, times vary in some venues.

Full details on medical services at the Paralympic Games are available in the Rio 2016 Paralympic Games Healthcare Guide.

Full details on medical services at the Paralympic Games are available in the Rio 2016 Paralympic Games Healthcare Guide, which may be downloaded from the Rio Exchange.

Mixed zone

The press mixed zone at Carioca Arena 3 is located at the exit of the field of play.

Sport Information Desk (SID)

The SID at Carioca Arena 3 will be located beside the warm-up area. For details of the SID's opening hours and the services it will provide, please see p15.

Weather Information

Rio de Janeiro as a whole benefits from a mild to warm climate during the winter month of September. Based on statistics from recent years, teams can expect an average daily high of around 22-23°C (72-73°F) in the Barra zone. On average, relative humidity ranges from a minimum of around 60 per cent to a maximum of around 80 per cent during this period. The average monthly rainfall during September is 68 millimetres; the prevailing winds are from the south-west and the south-east.



TRAINING

Training

Training for the Judo competition will take place at Athletes' Park, which is located a short distance from the Paralympic Village.

Athletes' Park will be open for Judo training from Wednesday 31 August, the day the Paralympic Village opens, until Saturday 10 September, the final day of competition.

Key information:

ATHLETES' PARK

Av. Salvador Allende, s/nº Barra da Tijuca - RJ

DISTANCE FROM PARALYMPIC VILLAGE:

4km

Allocation of training sessions

Teams may schedule training sessions through the Judo desk at the SIC, at the SID at the venue, or at the training venue.

Training schedule and regulations

1-6 September 2016	9.00 – 19.00 (7 slots)
7 September 2016	8.15 – 11.00 (2 slots)
8 – 10 September 2016	9.00 – 15.00 (4 slots)

Interval: 15 minutes

Venue access

The Athletes' Load Zone is located beside the Athletes' Entrance to the training venue. Rio 2016 Transport buses will operate according to the training sessions booked by teams at the Judo desk at the SIC.

TRAINING VENUE FACILITIES AND SERVICES

Athletes' lounge

The Athletes' Lounge at Athletes' Park will be located next to the training area.

Catering services

At Athletes' Park, the refreshment station containing bottled water, Powerade and whole fruit will be located next to training area.

Changing rooms

There will be separate changing rooms available for men and women at Athletes' Park.

Medical facilities

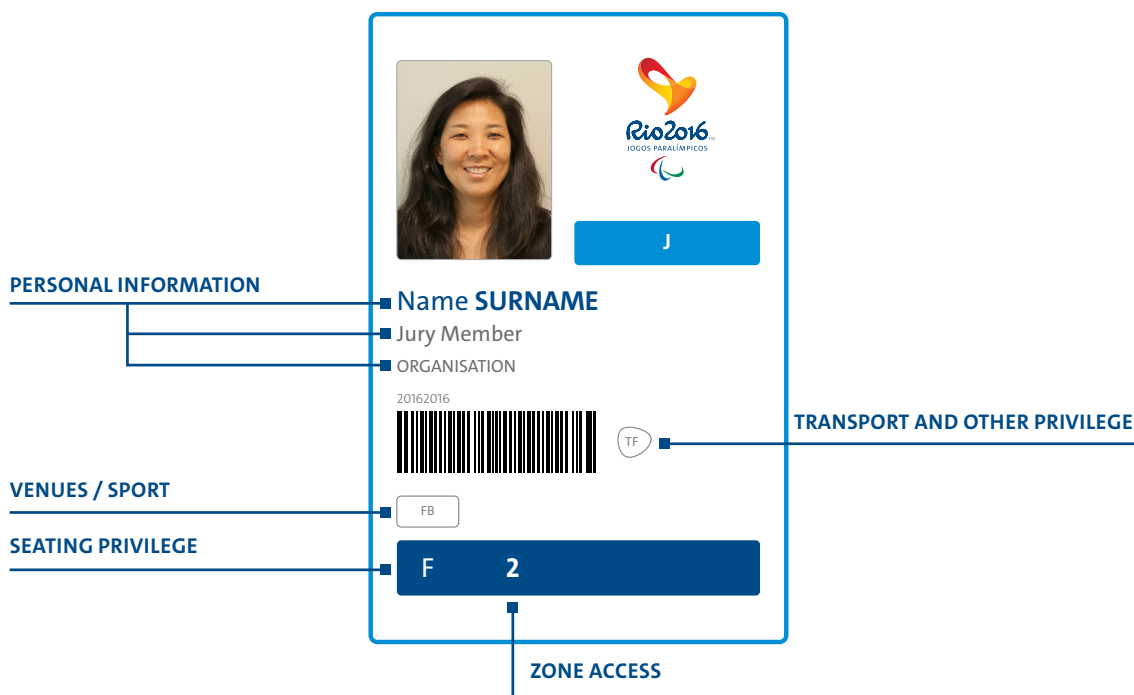
Medical services will be provided at all games time training venues complete with a medical station and ambulance. Each medical station will have a doctor and nurse as a minimum as part of the medical team.



THE GAMES

Accreditation

The Organising Committee of the Rio 2016 Olympic and Paralympic Games issues a Paralympic Identity and Accreditation Card (PIAC) to each individual participating in the Rio 2016 Paralympic Games. Each PIAC establishes the identity of its holder. Before validation at the Delegation Registration Meeting, the PIAC is referred to as a Pre-Valid Card (PVC).



Pre-Valid Card (PVC) or Paralympic Identity and Card (PIAC) holders may enter Brazil through any port of entry multiple times from 5 July to 28 October 2016, without requiring a separate entry visa, upon presentation of their card and a valid identity document (valid until 31 December 2016 and with information that matches the information on their application for accreditation. The following NPC categories are eligible for a visa waiver: Aa, Ab, Ac, Am, Ao, As, P, NPC (including NPC drivers), NPC** and X category, if the accreditation applications were submitted by the deadline of 27 May 2016.

All PVCs used for entry into Brazil must be validated to become a PIAC for the individual to perform their Games-time role. After the DRM and from the official opening of the Paralympic Village on 31 August 2016 to 18 September, the day of the Closing Ceremony, eligible delegation members will be able to validate their accreditation at the Welcome Centre. Once the PVC has been validated, it becomes a Paralympic Identity and Accreditation Card (PIAC). The PIAC allows access to Paralympic Games venues.

Paralympic Village guest pass holders will not receive a PVC and are therefore not eligible for a visa waiver. They will need to obtain their own visa if required to enter Brazil.

Individuals using their PVC or PIAC as a visa waiver to enter Brazil must ensure that their identity document is valid until at least 31 December 2016. The identity document used to enter Brazil must match the information provided during the application for accreditation.

Accreditation facilities

During the Paralympic Games, the Accreditation Centre at the Paralympic Village Welcome Centre will serve as the primary accreditation centre for athletes and team officials.

Venue Accreditation Offices (VAOs) will be located in close proximity to venues. The table below shows the accreditation facilities available and the services that will be provided at each.

FACILITY	POPULATION	VALIDATION	CARD PRODUCTION	PHOTO CAPTURE	HELP OFFICE
Tom Jobim International Airport (GIG)	All	✓	✗	✗	✗
Paralympic Village (Welcome Centre)	NPCs	✓	✓	✓	✓
Paralympic Family Accreditation Centre (Windsor Barra Hotel)	Paralympic Family and NPCs	✓	✓	✓	✓
Venue Accreditation Offices (VAOs)*	All	✓	✓*	✗	✗
Media Accreditation Centre	Press and broadcast	✓	✓	✓	✓
Uniform and Accreditation Centre – (UAC)	All	✓	✓	✓	✓

*Card replacement only.

HOURS OF OPERATION OF THE AIRPORT AND ACCREDITATION CENTRES:

Tom Jobim International Airport (GIG)

DATE	OPENING TIME	CLOSING TIME
5 July 2016	6.00	00.00 (midnight)

Paralympic Village Accreditation Centre

DATE	OPENING TIME	CLOSING TIME
28-30 August 2016	7.00	23.00
31 August 2016	8.00	23.00

1-18 September 2016	7.00	23.00
19 September 2016	7.00	18.00
20-21 September 2016	9.00	18.00

Paralympic Family Accreditation Centre

DATE	OPENING TIME	CLOSING TIME
30 August - 1 September 2016	9.00	18.00
2-6 September 2016	8.00	23.00
7-17 September 2016	8.00	20.00
18 September 2016	8.00	18.00

Media Accreditation Centre

DATE	OPENING TIME	CLOSING TIME
22-31 August 2016	8.00	16.30
1-17 September 2016	7.00	20.00
18 September 2016	7.00	17.00

Outside hours of operation, accreditation services will be available based on the data present in the Arrivals & Departures System (ADS).

Accreditation codes

The Accreditation Card Operating System assigns access privileges according to a privilege matrix that includes any function performing an official role at the Games. The privileges are based on accreditation zones and are printed on the PIAC along with the individual's personal information, function and responsible organisation. At sport venues the privileges give access to accreditation zones as described below:

ZONE	ACCESS ENTITLEMENTS
Blue (colour)	Field of Play - Competition Areas
Red (colour)	Operational areas
White (colour)	Accredited Persons Circulation Areas
2	Athlete preparation area

4	Press areas
5	Broadcast areas
6	Paralympic Family Areas

At the Paralympic Village, the Village Plaza is open to any appropriately accredited population (those with the PLV privilege code on their PIAC) including visitors (with a Guest Pass), while access to the Residential Zone is limited to those either staying or working within:

ZONE	ACCESS ENTITLEMENTS
R	Paralympic Village Residential Zone

Lost, stolen or damaged cards

If a PVC is stolen, lost or damaged (for example, torn or water-damaged) before the PVC holder's arrival in Brazil, it will not be reissued. The individual must make their own immigration arrangements to enter Brazil, if necessary. Upon arrival in Brazil, they must go to one of the accreditation centres listed in the above table their PIAC to be issued. Please note the following:

- The individual concerned must make a written, signed declaration.
- A lost or stolen PIAC will be cancelled in the accreditation system, and will not be reactivated, even if found at a later date.
- A lost, stolen or damaged PIAC will be reissued as soon as possible, after notification has been submitted and the individual has presented a valid form of identification. The valid form of identification must be the one which was used in their application for accreditation.

Team welcome ceremonies

The team welcome ceremonies (TWCs) are the official welcome to all NPCs participating in the Rio 2016 Paralympic Games and will take place in the Paralympic Village Plaza from 31 August to 6 September 2016 between 9.30 and 17.30. The exact date and time will be confirmed by your NPC. Each TWC will last no more than 35 minutes and will involve a maximum of five NPCs.

Opening and Closing Ceremonies

OPENING CEREMONY

The Rio 2016 Opening Ceremony will be held at Maracanã Stadium on 7 September 2016 from 18.15 to 21.00. The pre-show will begin at 17.30, and the Athletes' Parade will begin at 18.40. Please note that these timings are subject to change.

According to IPC guidelines, all athletes and team officials (Aa, Ab, Ac, Am, Ao and As) are eligible to take part in the Athletes' Parade. Athletes and team officials will march by virtue of their accreditation. All marching athletes and officials will be transported by bus to Maracanã Stadium for the Opening Ceremony. Transport services for marching athletes and officials on the day of the Opening Ceremony will be available from the Paralympic Village only. All marching athletes and officials staying outside the Paralympic Village will need to make their way to the Paralympic Village prior to their delegation's departure time to use the provided transport to Maracanã Stadium. Departures from the Paralympic Village will take place in waves. Travel to Maracanã Stadium will take approximately 45 minutes.

Upon arrival at Maracanã, marching athletes and officials will be guided to the preparation area, where they will stay with their delegation. At a determined time, athletes and team officials will be marshalled to the northern entrance of Maracanã Stadium in compliance with the marching order of the Athletes' Parade, determined by the Brazilian alphabet and according to IPC protocol, with Brazil marching in last. Delegations will enter the Maracanã Stadium and parade across the field of play past the Presidential Box, in view of the audience, before being directed to the reserved athlete seating. Athletes will sit for the remainder of the ceremony, which is scheduled to conclude at 21.00.

An early departures service will be available for athletes and officials wishing to leave the ceremony immediately after they parade. The early departures process will start immediately after the first nation finishes parading. However, buses will only depart when they are full, so athletes may be required to wait.

After the ceremony, all remaining athletes will be transferred to the Paralympic Village. There will be no scheduled times or boarding order for departures; the buses will depart once full.

Closing Ceremony

The Rio 2016 Paralympic Games Closing Ceremony will be held at Maracanã Stadium on 18 September 2016 at 20.00. Athletes will enter Maracanã Stadium prior to the pre-show, which will begin at 19.30. The ceremony is scheduled to conclude at 22.30. The ceremony finish time is subject to minor changes.

There will be a Closing-Ceremony-focused Chefs de Mission meeting at the Paralympic Village on 17 September 2016 at 7.30. Following the meeting, each NPC will be able to collect specific information regarding exact timings from the NPC Services Centre.

Delegations will be transferred from the Paralympic Village to the Maracanã Stadium by bus, along a similar route to the one used for the Opening Ceremony.

Branding regulations for parading athletes and officials

During the Opening and Closing Ceremonies, athletes may not display any materials that contain any type of publicity or propaganda – commercial, political or otherwise. No cameras or hand-held video recorders, including mobile phones, can be used during the parade. All ceremonies uniforms must follow the Rio 2016 uniform guidelines and the IPC Handbook.

Ticketing

During their own discipline's competitions, athletes and officials may access the Athletes' Stand without a ticket upon presentation of their PIAC.

Different Discipline Spectating Athletes (DDAs) and officials

Rio 2016 is offering a limited number of complimentary tickets for athletes (Aa), athlete competition partners (Ab) and officials (Ao) to the A stand at competition venues for all sport disciplines.

NPCs may request complimentary tickets for their delegation members two days prior to the event, through an electronic ticket request system available through the Rio Exchange. NPC Relations and Services will allocate tickets according to availability, as the demand for complimentary tickets is expected to exceed supply for many venues.

Different discipline athletes (DDA) transport to venues

A dedicated transport service will be provided for team sport venues or venues where Rio 2016 anticipates a high demand of athletes wishing to spectate. The dedicated transport service for spectating athletes/officials will be available on competition days only. The service will run from the Athlete Transport Mall at the Paralympic Village to the front-of-house area at specific cluster/competition venues. The frequency of the service and type of vehicle (coach or bus) will depend on the sport/competition session.

For venues where dedicated transport services will not be available to travel to the venue to spectate, same discipline athletes (SDAs) and different discipline athletes (DDAs), as well as accredited team officials, will be able to use the existing competition TA system. In this case, priority will always be given to competing athletes.

Athlete family and friends (AF&F) tickets

Rio 2016 will guarantee two tickets per athlete (Aa) and athlete competition partner (Ab), per session, for their family members and friends, with the exception of swimming, where one ticket per athlete will be offered. Once the designated tickets have been collected, no further tickets will be issued.

Ticket box offices

Ticket box offices will be located at competition venues and shopping malls (Shopping Leblon and Via Parque). Box office opening hours and dates at shopping malls and venues vary. Updated information can be found on Rio 2016's website (<https://ingressos.rio2016.com>). There will also be a ticket box office in the Paralympic Village Plaza, which will be open from 31 August to 18 September from 9.00 until 21.00 (according to Village Plaza opening hours).

Ticket touting

It is a criminal offence to resell Rio 2016 tickets for a price over the face value, and infractions may result in legal action. Unauthorised resale or misuse of Rio 2016 tickets may be considered a violation of the Rio 2016 Terms and Conditions of Ticket Purchase and may result in the tickets being declared void and the ticket holder being denied entry to the venue. Any misuse of tickets acquired via the AF&F or DDA ticketing programmes may result in a loss of future ticketing privileges.

Transport

A summary of transport at the Games follows. Please note that full details of transport services at the Games, including timetables, may be found on Info+.

Athletes/NPC transport system (TA)

The Transport for Athletes (TA) system will provide “bubble-to-bubble” transport services for athletes and NPC team officials (Aa, Ab, Ac, Am, Ao and As), and their personal equipment, from 31 August until 18 September 2016 for competition and training. P accredited training partners and personal coaches do not have access to the TA system.

The TA comprises the following services:

- Arrivals and departures between Tom Jobim International Airport (GIG) and Santos Dumont Domestic Airport (SDU), and the Paralympic Village.
- Transport between the Paralympic Village and official competition and training venues (a summary of each service is provided later in this section).
- Internal Village Transport System (IVTS) operating inside the Paralympic Village (see below).
- Ceremonies services
- Recreational services to Via Parque shopping mall and Barra beach

On the day of the Opening Ceremony, the TA system will cease at 13.00, except for return journeys from training and competition venues where activities are ongoing.

Internal Village Transport Service

The Internal Village Transport System (IVTS) is a shuttle which will operate on a daily basis inside the Paralympic Village. It will circulate in a clockwise direction, connecting key locations, including the Welcome Centre, Main Dining Hall, Athlete Transport Mall, and Village Plaza in the residential zone. This service will operate 24 hours a day from 28 August to 21 September 2016, except on Opening and Closing Ceremony days. Frequency will vary depending on the time of day.

Scheduled competition and training services from the Paralympic Village

Regularly scheduled transport services will connect athletes to designated stand-alone training venues and competition venues that also serve as training venues. Services are scheduled in line with the training requirements of individual sports. The service will commence on 31 August 2016 (after 12.00) for most sports and will continue until the close of each sport's individual training session.

On competition days, the TA service will be scheduled so that the first bus arrives at the competition venue two to three hours prior to competition starting, in accordance with each sport's requirements. The last bus to leave the competition venue will vary according to the sport's requirements, a maximum of two hours after competition has finished. All schedules will be available on the Info+ system, as well as at the SIC and SID.

Estimated travel times are based on use of the Paralympic Route Network (PRN) for as much of the journey as possible and do not include any security screening times, queuing time at the VSA or, where applicable, in-venue travel times.

Scheduled services for spectating athletes

Transport services will be provided for Same Discipline Athletes (SDAs) and Different Discipline Athletes (DDAs), as well as accredited team officials wishing to spectate. The spectating athletes' services will be available on competition days and will vary depending on the venue. Different discipline athletes and officials must have a valid ticket to access their seats.

A dedicated transport system for spectating athletes and officials will run from the Athlete Transport Mall at the Paralympic Village to the spectators' area at specific clusters or competition venues. The frequency of the service and type of vehicle (coach or bus) will depend on the sport/competition session. There are two types of dedicated service:

DEDICATED SHUTTLE SERVICE:

Shuttle service departing from the Paralympic Village at a frequency specified on Info+ and departing from the venue to the Paralympic Village 30 minutes after the competition session ends.

PRE-DEFINED DEPARTURE SERVICE:

One-departure only service departing from the Paralympic Village at a set time indicated on Info+ and leaving the venue 45 minutes after the competition session ends.

For venues where dedicated transport services for spectating athletes will not be available, SDAs, DDAs and accredited team officials will be able to use the existing competition TA system. In this case, priority will always be given to competing athletes.

Neither TA nor dedicated spectating transport services will be available for athletes and officials wishing to spectate at Riocentro, as the venue is within walking distance from the Paralympic Village, or at Pontal, which can be accessed using the Bus Rapid Transit (BRT) system.

NPCs should also encourage their athletes and team officials to use public transport to travel to and from competition venues in Barra to spectate. More details regarding public transport in Rio can be found on page [42](#).

A list of venues and sports serviced by the spectating athlete transport services is detailed below.

TYPE OF SERVICE	VENUE DROP-OFF	SPORTS/DISCIPLINES	
Dedicated shuttle service	Barra Olympic Park	Boccia	Track cycling
		Football 5-a-side	Wheelchair basketball
		Goalball	Wheelchair rugby
		Judo	Wheelchair tennis
		Swimming	
	Olympic Stadium	Athletics	

Pre-defined departure service	Deodoro Common Domain	Equestrian	
		Football 7-a-side	
		Shooting	
		Wheelchair fencing	
Existing TA service	Fort Copacabana	Athletics marathon	
		Triathlon	
	Lagoa Stadium	Canoe	
		Rowing	
	Marina da Glória	Sailing	
	Sambódromo	Archery	

Paralympic Route Network

The Paralympic Route Network (PRN) is a network of roads linking all official competition and non-competition venues.

The PRN consists of a combination of exclusive lanes for vehicles with a Vehicle Access and Parking Permit (VAPP), and shared lanes. Refer to the map on the Rio Exchange to see the PRN.

PRIORITY LANES:

only for vehicles displaying a VAPP, emergency vehicles, taxis and public urban buses.

EXCLUSIVE LANES: EXCLUSIVELY

for vehicles displaying a VAPP and emergency vehicles.

Exclusive lanes will be in place from 5 to 18 September 2016. In circumstances when the PRN is inaccessible, for example, due to a road traffic accident or the Opening and Closing Ceremonies, an alternative route will be in place for properly VAPPED vehicles.

Travel times from the Paralympic Village to competition/training venues can be found on Info+.

DATES OF OPERATION	LANES AVAILABLE	DESCRIPTION	VENUES
1-4 September 2016	Priority lanes	Shared bus and taxi lane	Copacabana and Maracanã
5-18 September 2016	Full PRN	All clusters and venues, as detailed on the PRN map	All venues

PUBLIC TRANSPORT

Travel within Rio

Public transport available in Rio includes the following services:

- Bus Rapid Transit system (BRT)
- Metro
- Train (Supervia)
- Light rail train (VLT)
- Urban bus

Access to public transport services in Rio for individuals in the NPC accreditation categories will be subsidised. This includes the BRT, metro, train and VLT.

Public transport in Rio is being planned to operate for extended hours on specific days. Further information will be communicated closer to the Games.

Spectators with tickets for Games events in Rio will need to purchase a Games travel card to use on public transport on the day of their event.

Taxis

No taxi drop-off/pick-up areas will be available at competition or training venues. From 31 August 2016, any un-VAPPED vehicles, including taxis, may drop off passengers close to the Paralympic Village Welcome Centre, as long as at least one of the vehicle occupants has a PVC or an PIAC. Otherwise, the passengers must exit the vehicle at the VPC and walk 500m to access the Welcome Centre. The closest VPC to the Paralympic Village Welcome Centre is located at the intersection of streets Olof Palme and Estrada dos Bandeirantes.

Unlicensed taxis do operate in Rio and Rio 2016 recommends using registered operators. Licensed taxis can be easily identified as they are yellow with blue stripes down the sides and red license plates.

Cooptaxi Especial taxi company may offer accessible transport in Rio. More details are available on the website.

Village

For information regarding the Paralympic Village, see the Athletes' and Team Officials' Guide.

REPAIR SERVICES

Ottobock will be the official provider for wheelchair, orthotics and prosthesis repair services for athletes, NPC team officials, IF Games officials and members of the Paralympic Family during the Games.

Repairs will be conducted free of charge on damage to wheelchairs, orthotics or prostheses that, if not carried out, would either prevent athletes from competing in their events, or delegates from achieving their usual level of independent daily living.

The workshop in the residential zone of the Paralympic Village will be the primary facility for wheelchair, orthotic and prosthetic repair services during the Paralympic Games. It will be open from 28 August until 21 September 2016. The regular operating hours from 31 August until 18 September will be from 7.00 until 23.00. From 28 to 30 August and from 19 to 21 September, the workshop will operate on a reduced schedule. However, an emergency service for urgent repairs needed outside these operational hours will be available.

Satellite workshops will also provide repairs services at dedicated competition venues. Team leaders should note that no repair services will be available at the Athletes' Park.

An on-demand mobile repair service will be available to attend peak shifts, the Opening and Closing Ceremonies and the Paralympic Family Hotel. For all other cases in which a repair service is required and cannot be conducted at the Paralympic Village or competition venue, support will be determined on a case-by-case basis.

SECURITY

As in any big city, individuals are advised to follow a few basic rules in Rio de Janeiro:

- Be aware of your surroundings when walking around the city, especially at night. Avoid dark or enclosed areas.
- Do not walk around wearing expensive looking jewellery or other items. Keep cameras, telephones and other gadgets in your pocket.
- Carry only enough cash for your expected purchases, a credit card and a photocopy of your passport. Leave your passport and other credit cards in a safe place.
- Take care when withdrawing money from a cash machine. It is best to use the machines located at the Paralympic Village, inside banks, buildings and shopping centres.

The federal, state and municipal governments are committed to the security of all those participating in and spectating at the Games, as well as the local population. Rio 2016's Security team is responsible for planning and coordinating the general safety and security plans for the Games.

Security operations inside the Paralympic Village, training and competition venues will be provided by the National Security Force (composed of public law enforcement agents), in close collaboration with Rio 2016 Security.

The Paralympic Village and all competition and training venues will undergo a security sweep by public security agents and a subsequent lockdown period prior to the Games. This is to ensure that they are free of any prohibited or dangerous items that may pose a threat to the security and safety of the venue and its occupants. After the conclusion of these procedures, all venues will be considered "clean" and locked down.

During the lockdown period, all safety and security procedures will be implemented and access control will be activated with the support of security technology. Throughout this period, no individual or vehicle can enter the venues without the correct accreditation and security checks.

After the accreditation check, individuals must go through a personal and baggage inspection. To access locked-down facilities, all individuals must pass through an airport-style X-ray system, called a "mag and bag", at the Pedestrian Screening Areas (PSAs). This system aims to identify prohibited or restricted items (see page [44](#)), before the individual can gain access to a venue.

Security at the Paralympic Village

The Paralympic Village will be surrounded by a double-fenced secure perimeter. Closed Circuit Television (CCTV) and an intrusion detection system will be in place at all access points, the secure perimeter and common areas. Cameras will not be in place on residential floors.

Entry into the Paralympic Village will only be permitted with a valid accreditation and by passing through a PSA. This process will need to be completed on every entry and re-entry to the Paralympic Village.

Security at competition and training venues

Accredited individuals will have a dedicated access point at each venue. They will enter the facility by presenting a valid accreditation and proceeding to the PSA or VSA. Spectators must present their ticket as they access the spectator entrance at competition venues.

Venue Security Command and Control (VSCC) will be in place at each competition and training venue to manage any emergency or security situations. Delegates should approach Rio 2016 workforce or security staff to request emergency assistance inside venues.

Information about bringing food and beverages into venues can be found in the table in the following section.

Security in transit

The Transport for Athletes (TA) system will operate on a “bubble-to-bubble” basis between the Athlete Transport Mall at the Paralympic Village and all competition and training venues. This means that athletes and team officials will not have to exit the bus at a VSA; however, these vehicles will need to stop at the VSA for a brief check.

Athletes and team officials will go through a visual accreditation check when entering training and competition venues. They will be allowed into the venues through a controlled, secured area. When returning to the Paralympic Village from competition and training venues, athletes and officials will be required to pass through the PSA at the Athlete Transport Mall.

TA transport will have a tracking system, enabling buses to be monitored by Rio 2016 throughout the journey. There will be extensive policing and monitoring of the Paralympic Route Network (PRN).

In order to gain access to the secure perimeter of competition and training venues, all dedicated vehicles must have the appropriate VAPP and go through the usual security process at the VSA. All passengers – with the exception of wheelchair users, who will be checked in the vehicle – will be required to leave the vehicle and go through personal screening at a PSA.

Prohibited and restricted items

The restricted and prohibited items policy applies to spectators and accredited individuals at the Games. Accredited athletes and team officials will be permitted to bring items into venues that are required for specific Games-related activities (for example, tools of the trade) through the designated athlete entrances at the Paralympic Village and at competition and training venues.

The following table is based on the most updated version of the prohibited and restricted items lists and provides an overview of the items that are prohibited - ✓, restricted - **R** and permitted - ✕ at Rio 2016 competition and training venues, and the Paralympic Village. Prohibited items will not be permitted into venues under any circumstances. Restricted items may be allowed into venues under certain conditions.

ITEM DESCRIPTION	PARALYMPIC VILLAGE (RESIDENTS ONLY)	COMPETITION AND TRAINING VENUES (accredited athletes and team officials, spectators)
Tents, placards, spray paint or any other item which could be used for demonstrations or sabotage within a venue	✕	✕
Glass bottles, except medicines contained in glass bottles, or beverages for children	✓	✕
Bottles of all beverages, food items and other liquids, including aerosols and gels, for personal consumption	R Up to 5 litres per person, per entry through the security screening areas	R Up to 5 containers of up to 200ml each (combined maximum capacity of one litre)
Large flags, banners and associated poles, large umbrellas or other items of an excessive size that may disturb the event or restrict the view	✓	✕
Items too large to be electronically screened through a PSA	R Refer to restricted items below	✕
Musical instruments and noisemakers, (for example, hunting horns, air horns, klaxons, drums, vuvuzelas and whistles)	✓	✕
Walkie-talkies, telephone jammers, radio scanners, wireless hubs and routers	✓	R Except approved items for accredited team members
Laser pointers, strobe lights and similar light-emitting devices	✕	✕
Bicycles, folding bicycles	R In limited numbers	✕

Roller-skates, skateboards, any other non-competitive sports material (e.g. rackets, Frisbees and balls), except sport equipment and other accessories used to assist people with an impairment	x	x
Pets or animals, except service dogs	x	x
All types of knives and bladed items, including pocket knives (except tools of the trade for accredited individuals)	x	x
Firearms and ammunition, including replicas, component parts or any device resembling a firearm	x	x
Offensive weapons or implements, such as flick knives and extendable batons, or anything that can be used to cause injury to another person	✓	✓
Fireworks, explosives, flares and smoke canisters	✓	✓
Toxic and dangerous materials	✓	x
Controlled drugs, including substances that resemble controlled drugs, with a medical prescription	x	x
Medicines for personal use in reasonable quantities	x	x
All professional photographic and broadcasting equipment, including tripods and monopods	✓	x
Flags of countries not participating in the Games	x	x
Objects or clothing bearing political statements which are in violation of the IPC Handbook	x	x
Objects that contain commercial identification and may be used for ambush marketing	✓	x

In addition to the information provided in the table above, residents of the Paralympic Village will be permitted to bring large items which cannot be screened through a PSA through the Material Transfer Area - MTA into the Paralympic Village.

NPC Assistants will be permitted to bring some items into the Paralympic Village on behalf of their NPC, such as food and beverages for personal consumption, equipment and other items, including walkie-talkies, banners and large flags, which are permitted for residents.

Accredited athletes and team officials are permitted to bring food and liquids (up to five litres per person) for personal snacks or use into competition and training venues, but no refrigerators will be available to store perishable items. Accredited athletes and officials will not be permitted to bring alcohol into competition or training venues.

Rio 2016 Security reserves the right to refuse entry at its discretion of any item that appears suspicious.

Requests for emergency assistance

Emergency assistance outside Rio 2016 venues

Representatives from the police and security staff, as well as fire and medical specialists will maintain a constant presence at official venues for athletes and team officials.

Emergency services will also be available throughout the city. The following numbers can be used for an immediate public security response outside the Paralympic Village and venues:

EMERGENCY:

190

FIRE DEPARTMENT AND AMBULANCE SERVICES:

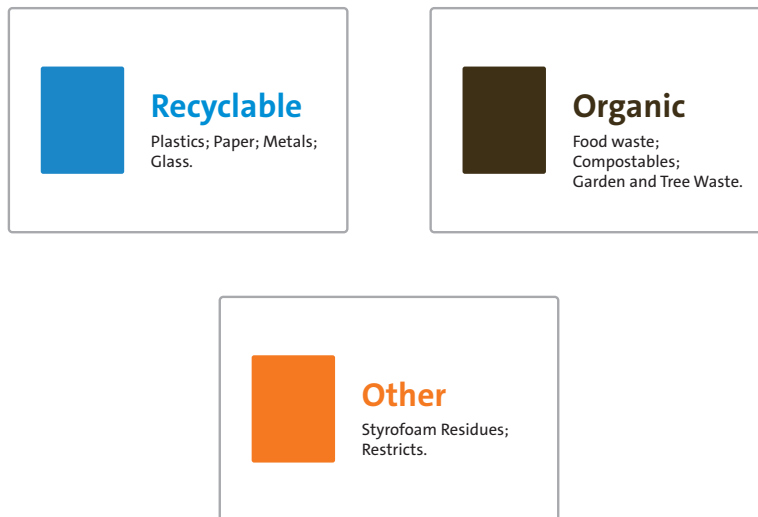
193

These services will be available in English and Portuguese.

The emergency numbers 911 and 112 (USA and Europe, respectively), will be redirected to 190 if dialed within the state of Rio de Janeiro.

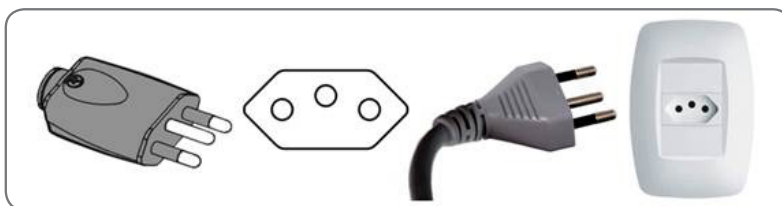
Recycling

In line with the Integrated Municipal Solid Waste Management Plan, Rio 2016 will offer different coloured bins, enabling a prior segregation of recyclable and other waste materials at the point of generation. Please select the correct bin when disposing your rubbish.



Electricity and adapters

Electrical outlets in the competition and training venues are 220V single phase, while in the Paralympic Village they are 110V. Adapters/transformers to 110V will not be provided. Please be sure to purchase in advance the proper equipment for your needs and your team's needs.



Power sockets in Brazil



Europlug (C plug)

Rio 2016

RIO DE JANEIRO IN 2016

POPULATION:

6,453,682, estimated in 2014

OFFICIAL LANGUAGE:

Portuguese

CURRENCY:

Real/Reais (plural)

LOCAL TIME:

Greenwich Mean Time (GMT) -3

AREA:

1,197 km² (Brazil: 8,515,767km²)

LATITUDE AND LONGITUDE:

22°54'10" S, 43°12'27" W

ALTITUDE:

2m

GOVERNMENT:

Prefeitura do Rio de Janeiro (www.rio.rj.gov.br)

RIO DE JANEIRO, THEN AND NOW

The former capital of Brazil, Rio de Janeiro is located in the state of the same name on the south-eastern strip of the country's Atlantic coast. It is one of the most visited cities in the southern hemisphere. In January 1502, the second exploratory expedition by the Portuguese, led by Captain Gaspar de Lemos, reached Guanabara Bay. Legend has it that he entered the bay believing it to be a river, so he named it Rio de Janeiro, literally translated as "River of January".

Rio is a picture-postcard city, with lush green mountains, lakes, blue oceans and miles of white, sandy beaches. It is the home of Sugarloaf Mountain, Maracanã Stadium, Guanabara Bay and, overlooking it all, the statue of Christ the Redeemer. It is no wonder Rio is known as the "Marvellous City". The friendliness of cariocas (as Rio locals are known) can be witnessed in the streets, in the bars and at the beach.

CLIMATE

Rio de Janeiro as a whole benefits from a mild to warm climate during the winter month of September. Based on statistics from recent years, teams can expect an average daily high of around 23-24°C (73-75°F) in the Maracanã zone and around 21-22°C (70-72°F) in the Copacabana zone. On average, relative humidity ranges from a minimum of around 70 per cent to a maximum of around 80 per cent during this period. In the Maracanã zone, the average monthly rainfall during September is 68 millimetres and the prevailing winds are from the north-northeast; in the Copacabana zone, the average rainfall is 76 millimetres and the winds from south-west and the south-east are prevailing.

THE CITY'S PARALYMPIC HERITAGE

Brazil is a nation with sport in its blood and has always been a serious competitor in the Paralympic Games. Never content with just taking part, the country has long dreamt of hosting the world's biggest sporting event. Brazil's first bid to host the Olympic Games came in 1932, to host the 1936 Games, but Rio de Janeiro failed to advance past the International Olympic Committee's initial selection phase. Sixty years later, Brasília was a candidate for the 2000 Olympic and Paralympic Games, until its bid was withdrawn in the first phase. But Brazilian hopes were not dashed, rooted as they were in a deep belief in the value of the Games, and with the certainty that hosting them would boost national development efforts. With firm, unyielding commitment, the groundwork was already being laid on a path that, with each bid, was taking on an ever more clearly defined direction.

Rio de Janeiro's next attempt was to host the 2004 Olympic and Paralympic Games, but again it did not pass the initial selection phase. The Committee's General Assembly made a strategic decision to focus on a Rio bid for the 2007 Pan and Parapan American Games, with a commitment to making it the biggest and best such games ever held. Competitors and managers were determined to work towards ensuring that the cream of Brazilian athletes would compete on home soil, at a truly impressive event in state-of-the-art arenas. At the same time, Rio prepared its bid for the 2012 Games, in which the city was up against stiff competition. Despite the acknowledged quality of its bid, it was eliminated from the Candidate City shortlist.

Rio's 2004 and 2012 bids were part of an ongoing process in which the city's positive points were strengthened, and the weaker areas addressed, to provide the structure for the next Olympic and Paralympic bid. In 2007, the organisers of the Pan and Parapan American Games exceeded all expectations, delivering the best edition in these games' history. The capacity to stage and promote a major sporting event had been proven, and recognition for all the effort expended did not take long to arrive: on 2 October 2009, after a hard-fought campaign, Rio de Janeiro won the right to host the 2016 Olympic and Paralympic Games, the first to be held on South American soil.

RIO 2016 PARALYMPIC GAMES IN BRIEF

SPORTS:

22

DISCIPLINES:

23

MEDAL EVENTS:

528

ATHLETES:

4,350

COMPETITION VENUES:

22

DAYS OF COMPETITION:

11

COMPETITION SESSIONS:

318

PARALYMPIC VILLAGE OPENING:

31 August 2016

OPENING CEREMONY:

7 September 2016

CLOSING CEREMONY:

18 September 2016

RIO 2016 COMPETITION VENUES

A total of 22 competition venues, across four zones in Rio de Janeiro, will be used for the Paralympic Games.

Barra zone

The Barra zone will be the heart of the Rio 2016 Paralympic Games. Located in Zona Oeste (west zone), the area will be a beautiful setting for the competitions. Surrounded by lagoons, mountains and parks, this neighbourhood's idyllic natural setting will be home to the athletes, as well as welcome thousands of spectators and Games visitors. The Paralympic Village, Rio Olympic Park, Riocentro, IBC/MPC and Barra Media Accommodation Villages are all located in the Barra zone. Barra will house 12 competition venues, with 13 disciplines taking place.

Barra Olympic Park**CARIOCA ARENA 1:**

Wheelchair Basketball, Wheelchair Rugby

CARIOCA ARENA 2:

Boccia

CARIOCA ARENA 3:

Judo

FUTURE ARENA:

Goalball

OLYMPIC AQUATICS STADIUM:

Swimming

OLYMPIC TENNIS CENTRE:

Wheelchair Tennis, Football 5-a-side

RIO OLYMPIC ARENA:

Wheelchair Basketball

RIO OLYMPIC VELODROME:

Cycling (Track)

Other venues in Barra zone**PONTAL:**

Cycling (Road)

RIOCENTRO - PAVILION 2:

Powerlifting

RIOCENTRO - PAVILION 3:

Table Tennis

RIOCENTRO - PAVILION 6:

Sitting Volleyball

Copacabana zone

Copacabana is one of the city's most famous neighbourhoods. Located in Rio de Janeiro's Zona Sul, or southern area, it boasts a beautiful, crescent-shaped beach that stretches more than four kilometres and is one of the most eye-catching images in the city. On Sundays, the lanes of Avenida Atlântica — the beachfront avenue — are closed to cars, so that the carioca population and visitors can enjoy the pleasant promenade atmosphere. Families and people of all ages may practise sport, swim in the ocean or simply relax: this is the Copacabana spirit. With its world-famous beaches, beautiful mountains and globally recognisable landmarks, including Sugarloaf and Corcovado, the Copacabana zone will be the perfect setting for the road competitions. With a population of nearly two million people, the events will certainly benefit from an authentically energetic carioca vibe. Copacabana will house three (3) competition venues, with five (5) sports taking place.

- **Fort Copacabana: Athletics (Marathon), Triathlon**
- **Lagoa Stadium: Canoe (Sprint), Rowing**
- **Marina da Glória: Sailing**

Deodoro zone

Located in the western part of Rio, the Deodoro zone is connected to the city centre and beyond by train lines. Venue construction for the Rio 2007 Pan and Parapan American Games resulted in an increase in the number of youngsters practising sport, and it is anticipated that this level of participation will increase further with the opening of new venues for the Rio 2016 Games. Deodoro will house four (4) competition venues, with four (4) sports taking place.

DEODORO STADIUM:

Football 7-a-side

OLYMPIC EQUESTRIAN CENTRE:

Equestrian (Dressage)

OLYMPIC SHOOTING CENTRE:

Shooting

YOUTH ARENA:

Wheelchair Fencing

Maracanã zone

The Maracanã zone includes two of Rio's most iconic venues: Maracanã and the Sambódromo, in addition to the Olympic Stadium, built for the Rio 2007 Pan and Parapan American Games, and nicknamed "Engenhão", after the Engenho de Dentro neighbourhood in which it is located. The zone, though part of Zona Norte, the northern area, is located close to the city centre. Hundreds of people visit the Maracanã complex every day, where they take advantage of its spaces for physical exercise, such as walking and jogging. Maracanã will host the Opening and Closing Ceremonies of the Paralympic Games. The Archery competition will take place in the Sambódromo, while the Olympic Stadium will be home to Athletics. In total, the Maracanã zone will house three (3) Paralympic venues, with two (2) sports taking place.

MARACANÃ:

Opening and Closing Ceremonies

OLYMPIC STADIUM:

Athletics

SAMBÓDROMO:

Archery



NOTES



MAPS

Paralympic Village

KEY

- SECURE PERIMETER
- INTERNAL VILLAGE TRANSPORT SYSTEM (IVTS)
- CONDOMINIUM FENCE LINES
- OPERATIONAL AREAS
- 1 CHEFS DE MISSION MEETING HALL
- 2 MAIN ENTRY - GUEST PASS OFFICE, PROTOCOL OFFICE AND MEDIA CENTRE
- 3 MULTI-FAITH CENTRE
- 4 RECREATIONAL COURTS
- 5 VILLAGE PLAZA
- 6 ORTHOTIC, PROSTHETIC AND WHEELCHAIR REPAIR CENTRE
- 7 SPORT VIEWING ROOM
- 8 CLASSIFICATION AREA
- 9 CASUAL DINING
- 10 NPC SERVICES CENTRE
- 11 SPORT INFORMATION CENTRE / WEIGH-IN AREA
- 12 ENTERTAINMENT CENTRE
- 13 WELCOME CENTRE
- 14 DROP-OFF POINTS - T2, T3
- P1 AND P2 PARKING
- P3 NPC DEDICATED VEHICLE PARKING (P3)
- P3 CYCLING VEHICLE PARKING (P3 CYC)
- P6 NPC PARKING (P6)
- P6 NPC VVV CIR DROP-OFF/PICK-UP (P6)
- INTERNAL VILLAGE TRANSPORT SYSTEM STOPS
- CONDOMINIUM ENTRANCE / EXIT
- RESIDENTIAL ZONE CONTROL POINT
- VEHICLE ACCESS
- TAXI DROP-OFF / PICK-UP
- ATHLETE TRANSPORT MALL
- BRT STATION
- GYM
- MAIN DINING HALL
- POLYCLINIC
- PEDESTRIAN SCREENING AREA
- RESIDENT CENTRES
- RESIDENT CENTRES (24 HOURS)
- RIO 2016 SUPERSTORE
- TEAM WELCOME CEREMONIES
- VEHICLE PERMIT CHECKPOINT
- VEHICLE SCREENING AREA



Paralympic Games Rio de Janeiro (overview)

KEY

- BRT - Transcarioca
- BRT - Transoeste
- BRT - Transolímpica
- LRT
- Metro
- Railway

BARRA METRO STATION

PORT

AIRPORTS

GIG - TOM JOBIM INTERNATIONAL AIRPORT

SDU - SANTOS DUMONT DOMESTIC AIRPORT

GAMES FAMILY HOSPITAL

Rio 2016 HQ

BARRA OLYMPIC PARK

DEODORO OLYMPIC PARK

COMPETITION VENUES

FTC - FORT COPACABANA

GLO - MARINADA GLÓRIA

LAG - LAGOA STADIUM

OLS - OLYMPIC STADIUM

PON - PONTAL

RCP - RIOCENTRO

SBD - SAMBÓDROMO

MRC - MARACANÁ

PLV - PARALYMPIC VILLAGE

WINDSOR BARRA / WINDSOR OCEÂNICO

SHOPPING

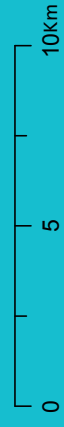
SHOPPING LEBLON

VIA PARQUE SHOPPING MALL

WINDSOR BARRA / WINDSOR OCEÂNICO

SHOPPING LEBLON

VIA PARQUE SHOPPING MALL



Barra Olympic Park (overview)

KEY

COMPETITION VENUES

SECURITY PERIMETER

BRT - TRANSOLÍMPICA

BRT - TRANSCARIOCA

BRT - TERMINAL

WARM-UP AREA

MAIN PRESS CENTRE

INTERNATIONAL

BROADCAST CENTRE

CARIOCA ARENA 1

CARIOCA ARENA 2

CARIOCA ARENA 3

FUTURE ARENA

OLYMPIC AQUATICS STADIUM

OLYMPIC TENNIS CENTRE

RIO OLYMPIC ARENA

RIO OLYMPIC VELODROME

OLYMPIC PARK

PARALYMPIC VILLAGE



Deodoro Olympic Park (overview)

KEY

- COMPETITION VENUES
- SECURITY PERIMETER
- BRT - TRANS Carioca
- BRT - TRANSOLIMPICA
- RAILWAY LINE
- BRT STATION
- RAILWAY STATION
- WU
- A
- B
- 1
- 2
- 3
- 4



Athletes' Park

KEY

--- PEDESTRIAN FLOW

--- VEHICULAR FLOW

1 ATHLETES' TRAINING AREA: JUDO

2 ATHLETES' TRAINING AREA:
SWIMMING / TRIATHLON

3 ATHLETES' TRAINING AREA:
WHEELCHAIR BASKETBALL

4 ATHLETES' TRAINING AREA:
WHEELCHAIR RUGBY

5 CHECK POINT

GOALBALL

LOAD ZONE

PSA

VEHICLE ACCESS CONTROL

VSA



Judo - Carioca Arena 3

KEY

	ACCESSIBLE TOILETS
	ATHLETES' CHANGING ROOM
	ATHLETES' LOAD ZONE
	ATHLETES' LOUNGE
	ATHLETES' MEDICAL POST
	ATHLETES' WEIGH-IN
	COMPETITION MANAGEMENT
	FIELD OF PLAY
	FINAL CALL ROOM
	GAMES OFFICIALS' CHANGING ROOM
	GAMES OFFICIALS' LOAD ZONE
	ICE MACHINE
	IF WORK AREA
	ITO LOUNGE
	MASSAGE AREA
	MIXED ZONE
	NTO LOUNGE
	PARALYMPIC FAMILY LOAD ZONE
	PRESS CONFERENCE ROOM / VENUE MEDIA CENTRE
	SAUNA
	SEWING ROOM
	SPORT INFORMATION
	TECHNICAL DELEGATES
	TOILETS
	WARM-UP AREA





DAILY COMPETITION SCHEDULE

7-18 September

Daily competition schedule

Use this schedule to help you plan your Paralympic Games experience.
All competition schedules included in this guide are subject to change.

[illegible]



PATROCINADORES PARALÍMPICOS MUNDIAIS
WORLDWIDE PARALYMPIC PARTNERS



PATROCINADORES OFICIAIS
OFFICIAL SPONSORS



APOIADORES OFICIAIS
OFFICIAL SUPPORTERS



FORNECEDORES OFICIAIS
OFFICIAL SUPPLIERS

Casa da Moeda do Brasil Ceg EF Education First OFF! Ottobock 3 Corações

PARCEIROS GOVERNAMENTAIS
GOVERNMENTAL PARTNERS



08.2016

This material shall not be duplicated by any means, except with prior and express consent (in writing) from the Organising Committee for the Rio 2016 Olympic and Paralympic Games. Authorizations for copy should be submitted by mail to brandprotection@rio2016.com



Rio 2016 Organising Committee for the Olympic and Paralympic Games

rio2016.com